



2024-2025 BUDGET




TABLE OF CONTENTS

	Page
Governmental Funds	
General	6
Revenue Sources Chart	36
Expenditures by Category Chart	37
Equipment and Capital Expenditure Plan	38
Debt Service	41
Special Revenue	
Economic Development	45
CDBG Programs	46
Lexington Revolving Loan Fund	47
Meals on Wheels	48
Street	49
Street Revenue Sources Chart	52
Equipment and Capital Expenditure Plan	53
Proprietary Funds	
Internal Service	
Health	57
Enterprise	
Electric	60
Water	62
Sewer	64
Capital Improvement Plan	67
Sanitation	68
Landfill	69
Ambulance	70
American Rescue Plan Act	71
Fiduciary Funds	
Agency	
Tax Increment Finance	75
Refund to Schools	76
Component Unit	
Community Development Agency	79
Supplemental Information	
General Obligation Debt Schedule	83
Combined Utility Debt Schedule	84

General Fund

CITY COUNCIL, BOARDS AND COMMISSIONS

CITY OF LEXINGTON BUDGET -- FISCAL YEAR 2024-2025

LINE	ACCOUNT DESCRIPTION	FY 21-22 ACTUAL	FY 22-23 ACTUAL	FY 23-24 BUDGET	FY 23-24 ESTIMATE	FY 24-25 BUDGET
1	Personal Services					
2	Wages	17,000	17,375	17,500	17,500	18,000
3	Benefits	1,301	1,329	1,339	1,339	1,377
4						
5	Total Personal Services	18,301	18,704	18,839	18,839	19,377
6						
7	Operating Expenses					
8	Communications					
9	Utilities					
10	Insurance					
11	Conference & Seminars	3,778	6,549	10,000	3,875	10,000
12	Municipal Dues		350		350	
13	Employee Dues					
14	Promotional Expense					
15	Audit/Legal Expense					
16	Election Expense					
17	Contractual Expense					
18	Publication					
19	Building Repairs					
20	Vehicle O & M					
21	Equipment O & M					
22	Grounds Maintenance					
23	Miscellaneous Expense					
24						
25						
26	Total Operating Expenses	3,778	6,899	10,000	4,225	10,000
27						
28	Non-Operating Expenses					
29	Supplies	2,509	2,673	3,500	1,100	3,500
30	Equipment Rental					
31	Capital -- Equip/Furn/Veh					
32	Capital -- Real Property					
33						
34	Total Non-Operating Expenses	2,509	2,673	3,500	1,100	3,500
35						
36	TOTAL BUDGETED EXPENSES	24,588	28,276	32,339	24,164	32,877

CITY COUNCIL, BOARDS, & COMMISSIONS

Program Description:

The five-member city council is the policy making body for the City of Lexington. The five members are elected at large with overlapping 4-year terms and follow a two-year election process. The Council holds an organizational meeting on the first Tuesday in December following a general municipal election to internally elect a President of the Council and a Vice-President. The title of President of the Council and Mayor are the same. The Boards and Commissions, funded under their category, include the Planning Commission, Civil Service Commission, Tree Board, and the Board of Adjustment.

Budget Items of Interest:

PERSONNEL SCHEDULE				
POSITION	NUMBER OF EMPLOYEES			
	ACTUAL 2023	BUDGET 2024	ESTIMATE 2024	BUDGET 2025
Council President	1.00	1.00	1.00	1.00
Council Member	4.00	4.00	4.00	4.00
TOTAL EMPLOYEES:	5.00	5.00	5.00	5.00

CITY MANAGER

CITY OF LEXINGTON BUDGET -- FISCAL YEAR 2024-2025

LINE	ACCOUNT DESCRIPTION	FY 21-22 ACTUAL	FY 22-23 ACTUAL	FY 23-24 BUDGET	FY 23-24 ESTIMATE	FY 24-25 BUDGET
1	Personal Services					
2	Wages	346,404	384,052	383,903	391,047	360,567
3	Benefits	161,516	153,486	145,009	152,430	125,777
4						
5	Total Personal Services	507,920	537,538	528,912	543,477	486,344
6						
7	Operating Expenses					
8	Communications					
9	Utilities					
10	Insurance					
11	Conference & Seminars	2,343	4,535	6,500	4,550	6,500
12	Municipal Dues	712	1,374	3,000	4,787	3,100
13	Employee Dues	5,378	3,523	6,000	3,633	6,000
14	Promotional Expense					
15	Audit/Legal Expense	716	656	1,200	983	1,200
16	Election Expense		256	3,000	100	400
17	Contractual Expense	12,778	26,968	13,000	29,354	32,500
18	Publication	7,484	8,727	10,000	6,600	10,000
19	Building Repairs					
20	Vehicle O & M	2,400	3,692	4,800	4,800	4,800
21	Equipment O & M					
22	Grounds Maintenance					
23	Miscellaneous Expense					
24						
25						
26	Total Operating Expenses	31,811	49,731	47,500	54,807	64,500
27						
28	Non-Operating Expenses					
29	Supplies	6,283	6,897	7,800	11,584	13,050
30	Equipment Rental					
31	Capital -- Equip/Furn/Veh					
32	Capital -- Real Property					
33						
34	Total Non-Operating Expenses	6,283	6,897	7,800	11,584	13,050
35						
36	TOTAL BUDGETED EXPENSES	546,014	594,166	584,212	609,868	563,894

CITY MANAGER

Program Description:

The City Manager and department staff administer the policy established by the City Council in planning, organizing, staffing, directing, coordinating, reporting, and budgeting the activities of all municipal operations. This department is made up of the City Manager, Assistant City Manager and City Clerk.

The City Manager is the chief appointed official of the organization and is responsible for all personnel and operational activities. The Assistant City Manager is responsible for operation and development activities as directed by the City Manager. The City Clerk is responsible for all activities involved in public meetings of the City Council including recording, indexing, and filing of minutes, ordinances and resolutions; as well as personnel system management.

Budget Items of Interest:

PERSONNEL SCHEDULE				
POSITION	NUMBER OF EMPLOYEES			
	ACTUAL 2023	BUDGET 2024	ESTIMATE 2024	BUDGET 2025
City Manager	1.00	1.00	1.00	1.00
Assistant City Manager	1.00	1.00	1.00	1.00
City Clerk	1.00	1.00	1.00	1.00
Workforce Developer	1.00	1.00	1.00	0.00
TOTAL EMPLOYEES:	4.00	4.00	4.00	3.00

CITY TREASURER

CITY OF LEXINGTON BUDGET -- FISCAL YEAR 2024-2025

LINE	ACCOUNT DESCRIPTION	FY 21-22 ACTUAL	FY 22-23 ACTUAL	FY 23-24 BUDGET	FY 23-24 ESTIMATE	FY 24-25 BUDGET
1	Personal Services					
2	Wages	92,155	108,484	91,142	92,100	100,000
3	Benefits	40,731	38,177	39,058	11,540	13,465
4						
5	Total Personal Services	132,886	146,661	130,200	103,640	113,465
6						
7	Operating Expenses					
8	Communications					
9	Utilities					
10	Insurance					
11	Conference & Seminars	361	1,018	3,400	2,825	3,400
12	Municipal Dues		70		330	
13	Employee Dues	515	538	710	299	710
14	Promotional Expense					
15	Audit/Legal Expense	11,356	20,840	19,000	11,004	19,000
16	Election Expense					
17	Contractual Expense	13,832	16,018	16,000	15,868	16,000
18	Publication	481	812	900	809	900
19	Building Repairs					
20	Vehicle O & M	1,200	1,154	1,300		
21	Equipment O & M					
22	Grounds Maintenance					
23	Miscellaneous Expense					
24						
25						
26	Total Operating Expenses	27,744	40,450	41,310	31,135	40,010
27						
28	Non-Operating Expenses					
29	Supplies	673	459	2,000	1,828	2,000
30	Equipment Rental					
31	Capital -- Equip/Furn/Veh					
32	Capital -- Real Property					
33						
34	Total Non-Operating Expenses	673	459	2,000	1,828	2,000
35						
36	TOTAL BUDGETED EXPENSES	161,304	187,569	173,510	136,603	155,475

CITY TREASURER

Program Description:

This department includes the Finance Director who oversees the daily activities of the Business Office. Finance Director duties include budgeting, audit, loan and grant recording, financial reporting, cash management, and asset management. The Business Office is responsible for payroll, accounts payable, accounts receivable, special assessments, and tracking project costs. Within the business office, the utility section is responsible for utility account management, meter reading, and materials inventory.

Budget Items of Interest:

PERSONNEL SCHEDULE				
POSITION	NUMBER OF EMPLOYEES			
	ACTUAL 2023	BUDGET 2024	ESTIMATE 2024	BUDGET 2025
Finance Director	1.00	1.00	1.00	1.00
TOTAL EMPLOYEES:	1.00	1.00	1.00	1.00

NON-DEPARTMENT

CITY OF LEXINGTON BUDGET -- FISCAL YEAR 2024-2025

LINE	ACCOUNT DESCRIPTION	FY 21-22 ACTUAL	FY 22-23 ACTUAL	FY 23-24 BUDGET	FY 23-24 ESTIMATE	FY 24-25 BUDGET
1	Personal Services					
2	Wages	0	0	0	0	0
3	Benefits	0	0	0	0	0
4						
5	Total Personal Services	0	0	0	0	0
6						
7	Operating Expenses					
8	Communications					
9	Utilities	62,705	65,060	75,000	69,471	75,000
10	Insurance	255,514	278,059	280,000	339,310	380,000
11	Conference & Seminars					
12	Municipal Dues	38,526	43,269	39,000	45,081	40,000
13	Employee Dues					
14	Promotional Expense	8,239	8,376	13,000	10,274	13,000
15	Audit/Legal Expense	54,836	50,133	58,000	47,235	58,000
16	Election Expense					
17	Contractual Expense	481,428	311,569	270,000	252,378	270,000
18	Publication			1,200		1,200
19	Building Repairs	18,154	13,892	15,400	19,493	15,400
20	Vehicle O & M	109		1,200		1,200
21	Equipment O & M	525	109	3,500	200	3,500
22	Grounds Maintenance	4,325	3,359	3,500	4,008	3,500
23	Miscellaneous Expense	55,507	50,553	55,000	51,000	55,000
24						
25						
26	Total Operating Expenses	979,868	824,379	814,800	838,450	915,800
27						
28	Non-Operating Expenses					
29	Supplies	19,162	10,688	22,000	21,004	22,000
30	Equipment Rental					
31	Capital -- Equip/Furn/Veh					
32	Capital -- Real Property	1,785,000	108,414	210,000	528,231	125,000
33	Transfers - Out:					
35	Debt Service	424,946	365,095	476,710	477,940	220,340
36	Econ Dev Sales Tax	167,500	167,500	167,500	167,500	167,500
37	Landfill					
38	Other	2,617	302,368	90,000	2,408	532,400
39	Street	707,505	942,864	919,000	949,867	1,999,000
40	Total Transfers Out	1,302,568	1,777,827	1,653,210	1,597,715	2,919,240
41						
42	Total Non-Operating Expenses	3,106,730	1,896,929	1,885,210	2,146,950	3,066,240
43						
44	TOTAL BUDGETED EXPENSES	4,086,598	2,721,308	2,700,010	2,985,400	3,982,040

NON-DEPARTMENT

Program Description:

This department is responsible for expenditures for services utilized by various city departments; such as insurance, utilities, legal/consulting services, facility maintenance, facility upgrades, contractual expenses, and fund transfers.

Budget Items of Interest:

Real Property Capital includes:

Opportunity Center-Exterior Improvements	75,000
City Hall/PD Training Room Renovation	50,000
Total	\$ 125,000

PERSONNEL SCHEDULE				
POSITION	NUMBER OF EMPLOYEES			
	ACTUAL 2023	BUDGET 2024	ESTIMATE 2024	BUDGET 2025
	0.00	0.00	0.00	0.00
TOTAL EMPLOYEES:	0.00	0.00	0.00	0.00

DEVELOPMENT SERVICES

CITY OF LEXINGTON BUDGET -- FISCAL YEAR 2024-2025

LINE	ACCOUNT DESCRIPTION	FY 21-22 ACTUAL	FY 22-23 ACTUAL	FY 23-24 BUDGET	FY 23-24 ESTIMATE	FY 24-25 BUDGET
1	Personal Services					
2	Wages	134,077	140,394	144,713	186,816	215,000
3	Benefits	68,598	44,333	45,620	69,311	84,395
4						
5	Total Personal Services	202,675	184,727	190,333	256,127	299,395
6						
7	Operating Expenses					
8	Communications					
9	Utilities					
10	Insurance					
11	Conference & Seminars	1,793	3,098	4,200	8,253	6,500
12	Municipal Dues				70	
13	Employee Dues	348		1,200		1,200
14	Promotional Expense	1,500	5,932	13,000	6,650	13,000
15	Audit/Legal Expense					
16	Election Expense					
17	Contractual Expense	37,141	39,993	60,000	175,636	90,000
18	Publication	298		1,300		1,300
19	Building Repairs					
20	Vehicle O & M	1,204	2,556	3,600	2,500	3,600
21	Equipment O & M	86	53	1,000	94	1,000
22	Grounds Maintenance					
23	Miscellaneous Expense					
24						
25						
26	Total Operating Expenses	42,369	51,632	84,300	193,203	116,600
27						
28	Non-Operating Expenses					
29	Supplies	2,501	4,828	11,000	8,176	11,000
30	Equipment Rental					
31	Capital -- Equip/Furn/Veh					
32	Capital -- Real Property					
33						
34	Total Non-Operating Expenses	2,501	4,828	11,000	8,176	11,000
35						
36	TOTAL BUDGETED EXPENSES	247,546	241,187	285,633	457,506	426,995

DEVELOPMENT SERVICES

Program Description:

The Development Services department includes the Development Services Manager, Building Inspector, Quality Control Technician, and Compliance Technician(s). Duties of this department include building inspection, issuance of permits and licenses, enforcement of codes and ordinances, GIS mapping, community development, database management, subdivision, zoning issues, and quality control.

Budget Items of Interest:

PERSONNEL SCHEDULE				
POSITION	NUMBER OF EMPLOYEES			
	ACTUAL 2023	BUDGET 2024	ESTIMATE 2024	BUDGET 2025
Development Services Manager	1.00	1.00	1.00	1.00
Building Inspector	1.00	1.00	1.00	1.00
Compliance Technician (part-time)	1.00	1.00	1.00	1.00
Quality Control Technician	0.00	0.00	1.00	1.00
TOTAL EMPLOYEES:	3.00	3.00	4.00	4.00

POLICE & DISPATCH

CITY OF LEXINGTON BUDGET -- FISCAL YEAR 2024-2025

LINE	ACCOUNT DESCRIPTION	FY 21-22 ACTUAL	FY 22-23 ACTUAL	FY 23-24 BUDGET	FY 23-24 ESTIMATE	FY 24-25 BUDGET
1	Personal Services					
2	Wages	1,304,157	1,413,601	1,403,505	1,336,183	1,406,000
3	Benefits	594,007	536,604	598,378	519,040	585,395
4						
5	Total Personal Services	1,898,164	1,950,204	2,001,883	1,855,223	1,991,395
6						
7	Operating Expenses					
8	Communications	600				
9	Utilities					
10	Insurance					
11	Conference & Seminars	7,244	9,660	11,000	10,356	11,000
12	Municipal Dues	1,150	1,000	1,200	1,100	1,200
13	Employee Dues	405	720	1,000	480	1,000
14	Promotional Expense					
15	Audit/Legal Expense					
16	Election Expense					
17	Contractual Expense	136,873	133,628	138,000	184,878	175,000
18	Publication		60	1,000		1,000
19	Building Repairs	1,195	433	2,400	11,350	2,400
20	Vehicle O & M	55,501	67,541	73,000	74,192	73,000
21	Equipment O & M	15,885	17,729	33,550	19,303	45,000
22	Grounds Maintenance					
23	Miscellaneous Expense	690	547	1,000	500	1,000
24						
25						
26	Total Operating Expenses	219,543	231,318	262,150	302,159	310,600
27						
28	Non-Operating Expenses					
29	Supplies	19,800	17,280	22,000	31,389	22,000
30	Equipment Rental					
31	Capital -- Equip/Furn/Veh		99,870	110,000	91,929	60,000
32	Capital -- Real Property					
33						
34	Total Non-Operating Expenses	19,800	117,150	132,000	123,318	82,000
35						
36	TOTAL BUDGETED EXPENSES	2,137,507	2,298,672	2,396,033	2,280,700	2,383,995

POLICE & DISPATCH

Program Description:

The Police department serves the citizens of Lexington by providing security and safety through fair and impartial law enforcement.

Budget Items of Interest:

Capital Equipment includes:	
Patrol Cars	60,000
Total	\$60,000

PERSONNEL SCHEDULE				
POSITION	NUMBER OF EMPLOYEES			
	ACTUAL 2023	BUDGET 2024	ESTIMATE 2024	BUDGET 2025
Chief of Police	1.00	1.00	1.00	1.00
Captain	1.00	1.00	1.00	1.00
Sergeant	3.00	3.00	3.00	3.00
Investigators	2.00	2.00	2.00	2.00
Officer	13.00	13.00	13.00	13.00
Dispatcher	2.00	2.00	2.00	2.00
TOTAL EMPLOYEES:	22.00	22.00	22.00	22.00

FIRE & CIVIL DEFENSE

CITY OF LEXINGTON BUDGET -- FISCAL YEAR 2024-2025

LINE	ACCOUNT DESCRIPTION	FY 21-22 ACTUAL	FY 22-23 ACTUAL	FY 23-24 BUDGET	FY 23-24 ESTIMATE	FY 24-25 BUDGET
1	Personal Services					
2	Wages	16,595	12,000	12,000	12,000	12,000
3	Benefits	22,073	22,116	26,000	21,684	22,360
4						
5	Total Personal Services	38,668	34,116	38,000	33,684	34,360
6						
7	Operating Expenses					
8	Communications	11,195	2,750	6,000	2,347	6,000
9	Utilities	11,444	15,401	16,000	16,630	16,500
10	Insurance	21,280	24,174	24,000	24,243	24,500
11	Conference & Seminars	7,325	4,493	12,000	7,819	12,000
12	Municipal Dues					
13	Employee Dues					
14	Promotional Expense					
15	Audit/Legal Expense					
16	Election Expense					
17	Contractual Expense	23,641	25,295	28,000	27,916	28,000
18	Publication					
19	Building Repairs	2,286	1,729	5,000	2,891	5,000
20	Vehicle O & M	21,326	27,346	25,500	36,636	30,000
21	Equipment O & M	40,701	55,111	55,000	47,186	55,000
22	Grounds Maintenance					
23	Miscellaneous Expense					
24						
25						
26	Total Operating Expenses	139,198	156,299	171,500	165,668	177,000
27						
28	Non-Operating Expenses					
29	Supplies	817	264	4,000	788	4,000
30	Equipment Rental					
31	Capital -- Equip/Furn/Veh			50,000	12,679	30,000
32	Capital -- Real Property					
33						
34	Total Non-Operating Expenses	817	264	54,000	13,467	34,000
35						
36	TOTAL BUDGETED EXPENSES	178,683	190,679	263,500	212,819	245,360

FIRE & CIVIL DEFENSE

Program Description:

The Fire and Civil Defense department provides efficient and effective services in the areas of fire protection and emergency management by trained emergency service volunteers. The department budget includes expenses for the fire chief, rescue chief, and contracts for record keeping and recording. Vehicle and facility maintenance is contracted with a third party.

Budget Items of Interest:

Capital Equipment includes:	
Outdoor Warning Siren Replacement	30,000
Total	\$30,000

PERSONNEL SCHEDULE				
POSITION	NUMBER OF EMPLOYEES			
	ACTUAL 2023	BUDGET 2024	ESTIMATE 2024	BUDGET 2025
Fire Chief	1.00	1.00	1.00	1.00
Recordkeeper	2.00	2.00	1.00	1.00
Rescue Chief	1.00	1.00	1.00	1.00
TOTAL EMPLOYEES:	4.00	4.00	3.00	3.00

GRAND GENERATION CENTER

CITY OF LEXINGTON BUDGET -- FISCAL YEAR 2024-2025

LINE	ACCOUNT DESCRIPTION	FY 21-22 ACTUAL	FY 22-23 ACTUAL	FY 23-24 BUDGET	FY 23-24 ESTIMATE	FY 24-25 BUDGET
1	Personal Services					
2	Wages	191,768	190,651	195,596	209,706	205,000
3	Benefits	91,339	87,117	88,699	97,342	109,611
4						
5	Total Personal Services	283,107	277,768	284,295	307,048	314,611
6						
7	Operating Expenses					
8	Communications					
9	Utilities	8,774	10,457	13,500	12,531	13,500
10	Insurance					
11	Conference & Seminars	(103)	389	1,200	250	1,200
12	Municipal Dues					
13	Employee Dues	58	40	300	40	300
14	Promotional Expense	832	1,487	1,200	31	1,200
15	Audit/Legal Expense					
16	Election Expense					
17	Contractual Expense	29,652	31,226	33,000	32,823	33,000
18	Publication					
19	Building Repairs	4,760	1,031	4,000	14,212	4,000
20	Vehicle O & M	483	194	1,500	850	1,500
21	Equipment O & M	9,298	3,041	11,000	10,265	50,000
22	Grounds Maintenance	293		3,732	23,870	500
23	Miscellaneous Expense					
24						
25						
26	Total Operating Expenses	54,047	47,865	69,432	94,872	105,200
27						
28	Non-Operating Expenses					
29	Supplies	2,717	2,122	5,000	7,835	5,000
30	Equipment Rental					
31	Capital -- Equip/Furn/Veh				20,300	
32	Capital -- Real Property					
33						
34	Total Non-Operating Expenses	2,717	2,122	5,000	28,135	5,000
35						
36	TOTAL BUDGETED EXPENSES	339,871	327,755	358,727	430,055	424,811

GRAND GENERATION CENTER

Program Description:

The Grand Generation Center offers senior citizens in the Lexington area a variety of programs and activities such as noon meals, exercise, health screenings, and social activities. The center also prepares meals for the Meals on Wheels program. The Department is directed by the Community Activities Director.

Budget Items of Interest:

PERSONNEL SCHEDULE				
POSITION	NUMBER OF EMPLOYEES			
	ACTUAL 2023	BUDGET 2024	ESTIMATE 2024	BUDGET 2025
Assistant Center Director	1.00	1.00	1.00	1.00
Center Coordinator (Part-time)	1.00	1.00	1.00	1.00
Kitchen Manager	1.00	1.00	1.00	1.00
Kitchen Staff	2.00	2.00	2.00	2.00
TOTAL EMPLOYEES:	5.00	5.00	5.00	5.00

LIBRARY

CITY OF LEXINGTON BUDGET -- FISCAL YEAR 2024-2025

LINE	ACCOUNT DESCRIPTION	FY 21-22 ACTUAL	FY 22-23 ACTUAL	FY 23-24 BUDGET	FY 23-24 ESTIMATE	FY 24-25 BUDGET
1	Personal Services					
2	Wages	231,926	225,342	239,621	238,862	255,000
3	Benefits	129,185	106,342	107,306	115,038	115,800
4						
5	Total Personal Services	361,111	331,685	346,927	353,900	370,800
6						
7	Operating Expenses					
8	Communications					
9	Utilities	27,287	28,060	31,000	28,939	31,000
10	Insurance					
11	Conference & Seminars	775	470	1,200	794	1,200
12	Municipal Dues					
13	Employee Dues	385	85	600	548	600
14	Promotional Expense	1,721	2,446	4,000	2,060	4,000
15	Audit/Legal Expense					
16	Election Expense					
17	Contractual Expense	51,513	54,078	53,000	54,716	53,000
18	Publication	420	1,450	1,000	1,200	1,000
19	Building Repairs	3,344	8,846	7,100	2,827	7,100
20	Vehicle O & M					
21	Equipment O & M	1,579	2,800	10,394	3,974	47,000
22	Grounds Maintenance	517	142	1,000		1,000
23	Miscellaneous Expense	758		2,000	605	2,000
24						
25						
26	Total Operating Expenses	88,299	98,377	111,294	95,663	147,900
27						
28	Non-Operating Expenses					
29	Supplies	81,118	80,831	88,000	80,927	88,000
30	Equipment Rental					
31	Capital -- Equip/Furn/Veh		49,079		48,853	
32	Capital -- Real Property					
33						
34	Total Non-Operating Expenses	81,118	129,910	88,000	129,780	88,000
35						
36	TOTAL BUDGETED EXPENSES	530,529	559,972	546,221	579,343	606,700

LIBRARY

Program Description:

The Lexington Public Library serves the citizens of Lexington by providing informational, educational, cultural, and recreational materials in a variety of media, including the latest technology. The library offers several age-appropriate programs such as the Summer Reading Program, Lap Sit, and Children Crafts programs.

Budget Items of Interest:

PERSONNEL SCHEDULE				
POSITION	NUMBER OF EMPLOYEES			
	ACTUAL 2023	BUDGET 2024	ESTIMATE 2024	BUDGET 2025
Library Director	1.00	1.00	1.00	1.00
Assistant Library Director	1.00	1.00	1.00	1.00
Library Assistant II	3.00	3.00	3.00	3.00
Library Assistant I (part-time)	4.00	4.00	4.00	4.00
TOTAL EMPLOYEES:	9.00	9.00	9.00	9.00

AQUATIC CENTER

Program Description:

The Aquatic Center, an outdoor venue which features a 50 meter competition lap pool with diving well, a zero depth pool with a water slide and water features, and a splash pad, provides a safe and sanitary public swimming facility for recreational and athletic activities. A concession stand, picnic/green areas, a sand playground, and sand volleyball court are also provided for the enjoyment of the citizens and visitors.

Budget Items of Interest:

PERSONNEL SCHEDULE				
POSITION	NUMBER OF EMPLOYEES			
	ACTUAL 2023	BUDGET 2024	ESTIMATE 2024	BUDGET 2025
Lifeguards/Concessions/Park Attendant (Seasonal)	35.00	38.00	26.00	32.00
Pool Manager (Seasonal)	6.00	6.00	4.00	4.00
Maintenance Manager (Seasonal)	1.00	1.00	1.00	1.00
Concession Manager (Seasonal)	1.00	1.00	1.00	1.00
TOTAL EMPLOYEES:	43.00	46.00	32.00	38.00

AQUATIC CENTER

CITY OF LEXINGTON BUDGET -- FISCAL YEAR 2024-2025

LINE	ACCOUNT DESCRIPTION	FY 21-22 ACTUAL	FY 22-23 ACTUAL	FY 23-24 BUDGET	FY 23-24 ESTIMATE	FY 24-25 BUDGET
1	Personal Services					
2	Wages	149,440	134,114	148,564	143,084	150,000
3	Benefits	9,693	8,408	12,750	12,331	12,330
4						
5	Total Personal Services	159,134	142,522	161,314	155,415	162,330
6						
7	Operating Expenses					
8	Communications					
9	Utilities	18,550	20,707	23,000	23,743	23,000
10	Insurance					
11	Conference & Seminars	1,424		2,500	96	2,500
12	Municipal Dues	80	200	200	80	200
13	Employee Dues	241		300	80	300
14	Promotional Expense	832	1,487	1,200	653	1,200
15	Audit/Legal Expense					
16	Election Expense					
17	Contractual Expense	6,644	3,225	15,000	7,613	15,000
18	Publication					
19	Building Repairs	77,599	2,708	30,000	4,750	30,000
20	Vehicle O & M					
21	Equipment O & M	6,201	10,241	13,500	91,201	27,500
22	Grounds Maintenance	8,005	4,599	10,000	3,500	10,000
23	Miscellaneous Expense					
24						
25						
26	Total Operating Expenses	119,576	43,166	95,700	131,716	109,700
27						
28	Non-Operating Expenses					
29	Supplies	45,908	33,687	52,000	64,128	60,000
30	Equipment Rental					
31	Capital -- Equip/Furn/Veh					
32	Capital -- Real Property				32,479	
33						
34	Total Non-Operating Expenses	45,908	33,687	52,000	96,607	60,000
35						
36	TOTAL BUDGETED EXPENSES	324,618	219,375	309,014	383,738	332,030

PARKS & RECREATION

CITY OF LEXINGTON BUDGET -- FISCAL YEAR 2024-2025

LINE	ACCOUNT DESCRIPTION	FY 21-22 ACTUAL	FY 22-23 ACTUAL	FY 23-24 BUDGET	FY 23-24 ESTIMATE	FY 24-25 BUDGET
1	Personal Services					
2	Wages	359,440	397,202	412,672	416,101	420,000
3	Benefits	111,917	96,866	104,730	96,961	95,431
4						
5	Total Personal Services	471,357	494,068	517,402	513,062	515,431
6						
7	Operating Expenses					
8	Communications					
9	Utilities	51,238	53,757	54,000	54,352	54,000
10	Insurance					
11	Conference & Seminars	438	47	1,000	105	1,000
12	Municipal Dues					
13	Employee Dues	120	210	400	140	400
14	Promotional Expense	882	1,487	2,000	31	2,000
15	Audit/Legal Expense					
16	Election Expense					
17	Contractual Expense	16,949	25,450	55,000	48,015	55,000
18	Publication	267	39	1,000		1,000
19	Building Repairs	16,642	5,160	16,000	1,200	16,000
20	Vehicle O & M	29,227	39,423	35,000	37,972	35,000
21	Equipment O & M	19,821	30,936	37,947	32,568	37,947
22	Grounds Maintenance	82,533	80,109	85,500	99,689	205,500
23	Miscellaneous Expense	742		5,000	1,600	5,000
24						
25						
26	Total Operating Expenses	218,858	236,619	292,847	275,672	412,847
27						
28	Non-Operating Expenses					
29	Supplies	83,323	93,333	81,000	94,683	81,000
30	Equipment Rental					
31	Capital -- Equip/Furn/Veh	105,986	319,526	165,000	74,466	130,000
32	Capital -- Real Property	504,332	2,764,570	2,405,000	2,540,822	400,000
33						
34	Total Non-Operating Expenses	693,641	3,177,429	2,651,000	2,709,971	611,000
35						
36	TOTAL BUDGETED EXPENSES	1,383,856	3,908,116	3,461,249	3,498,705	1,539,278

PARKS & RECREATION

Program Description:

The City of Lexington Parks and Recreation department is responsible for maintaining a safe, clean, and pleasing environment for recreational and leisure activities within the city. The city maintains six parks and a sports complex for the enjoyment of its citizens. Playground equipment, ponds, picnic areas, park shelters, splash pad, basketball, tennis, and sand volleyball courts are some of the amenities provided by the park system.

The Optimist Recreation Complex offers a legion baseball field, three softball/baseball fields, five soccer fields, playground area, driving range, an indoor hitting facility, and the Lexington Fieldhouse, an all-season indoor turf facility.

The Parks and Recreation department includes expenses for the Community Activities Director as well as program coordinators for recreation programs as offered. The Park Improvement Committee, consisting of city council members and city staff, continues to evaluate the rehabilitation and development of parks and green spaces throughout the community.

Budget Items of Interest:

Capital Equipment includes:

Playground--Recreation Equipment	50,000
Mower/Maintenance Vehicles & Equip	80,000
Total	\$130,000

Real Property Capital includes:

Park Facility Improvements--General	125,000
Veterans Pavilion	50,000
Lexington Raquet Center--Plum Creek Park	50,000
Lexington Patriot Park & Pond Improvements	50,000
Southwest First Addition Parks--Greenspace	125,000
Total	\$400,000

PERSONNEL SCHEDULE				
POSITION	NUMBER OF EMPLOYEES			
	ACTUAL 2023	BUDGET 2024	ESTIMATE 2024	BUDGET 2025
Community Activities Director	1.00	1.00	1.00	1.00
Recreation Complex Manager (Part-time)	1.00	1.00	1.00	1.00
Park Superintendent	0.00	1.00	1.00	1.00
Maintenance Worker	2.00	3.00	3.00	4.00
Maintenance Worker (Seasonal)	6.00	9.00	13.00	9.00
Coordinators/Concession Staff (Seasonal)	7.00	14.00	16.00	14.00
TOTAL EMPLOYEES:	17.00	29.00	35.00	30.00

CEMETERY

CITY OF LEXINGTON BUDGET -- FISCAL YEAR 2024-2025

LINE	ACCOUNT DESCRIPTION	FY 21-22 ACTUAL	FY 22-23 ACTUAL	FY 23-24 BUDGET	FY 23-24 ESTIMATE	FY 24-25 BUDGET
1	Personal Services					
2	Wages	64,565	67,133	56,990	58,891	60,000
3	Benefits	6,810	6,364	6,171	5,738	4,930
4						
5	Total Personal Services	71,375	73,497	63,161	64,629	64,930
6						
7	Operating Expenses					
8	Communications					
9	Utilities	1,764	1,724	2,000	2,143	2,500
10	Insurance					
11	Conference & Seminars					
12	Municipal Dues					
13	Employee Dues					
14	Promotional Expense					
15	Audit/Legal Expense					
16	Election Expense					
17	Contractual Expense	1,955	2,224	3,000	1,470	3,000
18	Publication					
19	Building Repairs		147			
20	Vehicle O & M	5,724	5,030	6,039	3,679	6,039
21	Equipment O & M	15,945	17,042	19,075	14,640	19,075
22	Grounds Maintenance	57,266	39,947	14,773	45,725	14,773
23	Miscellaneous Expense					
24						
25						
26	Total Operating Expenses	82,655	66,114	44,887	67,657	45,387
27						
28	Non-Operating Expenses					
29	Supplies	1,204	1,308	4,050	1,466	4,050
30	Equipment Rental					
31	Capital -- Equip/Furn/Veh	16,250	17,700	75,000		75,000
32	Capital -- Real Property			45,000		50,000
33						
34	Total Non-Operating Expenses	17,454	19,008	124,050	1,466	129,050
35						
36	TOTAL BUDGETED EXPENSES	171,484	158,619	232,098	133,752	239,367

CEMETERY

Program Description:

The Cemetery department operates and maintains Greenwood and Evergreen cemeteries.

Budget Items of Interest:

Capital Equipment includes:

Mower/Maintenance Equipment	75,000
Total	\$75,000

Real Property Capital includes:

Infrastructure Upgrades	50,000
Total	\$50,000

PERSONNEL SCHEDULE				
POSITION	NUMBER OF EMPLOYEES			
	ACTUAL 2023	BUDGET 2024	ESTIMATE 2024	BUDGET 2025
Cemetery Foreman (Seasonal)	1.00	1.00	0.00	0.00
Maintenance Person (Seasonal)	4.00	4.00	5.00	5.00
TOTAL EMPLOYEES:	5.00	5.00	5.00	5.00

TOTAL EXPENDITURES

CITY OF LEXINGTON BUDGET -- FISCAL YEAR 2024-2025

LINE	ACCOUNT DESCRIPTION	FY 21-22 ACTUAL	FY 22-23 ACTUAL	FY 23-24 BUDGET	FY 23-24 ESTIMATE	FY 24-25 BUDGET
1	Personal Services					
2	Wages	2,907,526	3,090,347	3,106,206	3,102,290	3,201,567
3	Benefits	1,237,170	1,101,143	1,175,060	1,102,754	1,170,871
4						
5	Total Personal Services	4,144,697	4,191,490	4,281,266	4,205,044	4,372,438
6						
7	Operating Expenses					
8	Communications	11,795	2,750	6,000	2,347	6,000
9	Utilities	181,762	195,168	214,500	207,809	215,500
10	Insurance	276,794	302,233	304,000	363,553	404,500
11	Conference & Seminars	25,377	30,259	53,000	38,923	55,300
12	Municipal Dues	40,468	46,263	43,400	51,798	44,500
13	Employee Dues	7,450	5,116	10,510	5,220	10,510
14	Promotional Expense	14,005	21,214	34,400	19,699	34,400
15	Audit/Legal Expense	66,908	71,629	78,200	59,222	78,200
16	Election Expense	0	256	3,000	100	400
17	Contractual Expense	812,405	669,673	684,000	830,667	770,500
18	Publication	8,950	11,088	16,400	8,609	16,400
19	Building Repairs	123,981	33,945	79,900	56,723	79,900
20	Vehicle O & M	117,174	146,935	151,939	160,629	155,139
21	Equipment O & M	110,041	137,063	184,966	219,431	286,022
22	Grounds Maintenance	152,940	128,155	118,505	176,792	235,273
23	Miscellaneous Expense	57,698	51,100	63,000	53,705	63,000
24						0
25						
26	Total Operating Expenses	2,007,747	1,852,848	2,045,720	2,255,226	2,455,544
27						
28	Non-Operating Expenses					
29	Supplies	266,016	254,371	302,350	324,908	315,600
30	Equipment Rental	0	0	0	0	0
31	Capital -- Equip/Furn/Veh	122,236	486,175	400,000	248,227	295,000
32	Capital -- Real Property	2,289,332	2,872,984	2,660,000	3,101,532	575,000
33	Transfers Out	1,302,568	1,777,827	1,653,210	1,597,715	2,919,240
34	Total Non-Operating Expenses	3,980,152	5,391,356	5,015,560	5,272,382	4,104,840
35						
36	TOTAL BUDGETED EXPENSES	10,132,596	11,435,694	11,342,546	11,732,653	10,932,822

GENERAL FUND REVENUE

CITY OF LEXINGTON BUDGET -- FISCAL YEAR 2024-2025

LINE	ACCOUNT DESCRIPTION	FY 21-22 ACTUAL	FY 22-23 ACTUAL	FY 23-24 BUDGET	FY 23-24 ESTIMATE	FY 24-25 BUDGET
1	State Tax Revenue:					
2	Aid to Local Subdivision					
3	MV Prorate	4,439	4,553	4,000	4,537	4,000
4	State Property Tax Credit	75,432	82,612		96,602	
5	Personal Tax Rebate					
6	Homestead Exemption	56,400	55,376		61,099	
7	Mutual Finance Organization	23,597	23,611	22,000	25,087	23,000
8	MEF/MIRF/Urban Hwy	1,338,369	1,332,922	1,365,222	1,365,222	1,407,242
9						
10	Total State Tax Revenue	1,498,237	1,499,074	1,391,222	1,552,547	1,434,242
11						
12	Sales Tax Revenue	2,912,810	2,977,390	2,600,000	3,067,596	2,800,000
13						
14	Local Receipts - All Other:					
15						
16	Occupation Taxes:					
17	Liquor License	2,100	2,100	2,000	2,125	2,100
18	Telecommunications	57,551	61,314	60,000	61,278	61,000
19	Fireworks	1,810	1,585	2,000	2,260	2,000
20						
21	Total Occupation Taxes	61,461	64,999	64,000	65,663	65,100
22						
23	Franchise Fees:					
24	Cable TV	62,490	59,668	62,000	53,736	50,000
25	Source Gas	18,475	20,499	20,750	19,396	19,000
26	Electric	940,089	953,115	932,398	918,207	967,450
27	Water	89,435	88,167	84,525	82,559	89,500
28	Sewer	105,046	106,845	103,980	112,775	124,130
29						
30	Total Franchise Fees	1,215,535	1,228,294	1,203,653	1,186,672	1,250,080
31						
32	Permits: All	19,714	14,581	15,000	18,412	18,000
33						
34	Total Permits	19,714	14,581	15,000	18,412	18,000
35						
36	Service Fees:					
37	Locates/Zoning/Subdivision	500	275	1,000	500	500
38	Abatement Fees	850	3,570	8,000	1,000	2,000
39	Lottery Proceeds	18,589	11,594	13,000	13,779	13,000
40	Library Fines/Fees/Copier	10,038	15,533	12,000	15,135	12,000
41	Intoxalizer Fees	2,741	2,797	3,500	5,435	3,500
42	Animal Pound	3,047	2,352	3,600	2,987	3,000
43	Burial Fees	17,900	19,150	22,000	19,933	20,000
44	Miscellaneous	2,424	0	7,000	96	5,000
45						
46	Total Service Fees	56,089	55,271	70,100	58,865	59,000
47						

GENERAL FUND REVENUE

CITY OF LEXINGTON BUDGET -- FISCAL YEAR 2024-2025

LINE	ACCOUNT DESCRIPTION	FY 21-22 ACTUAL	FY 22-23 ACTUAL	FY 23-24 BUDGET	FY 23-24 ESTIMATE	FY 24-25 BUDGET
48	Inter-Dept Service Fees:					
49	Electric Dept	522,159	522,159	522,159	522,159	650,000
50	Water Dept	146,829	146,829	146,829	146,829	190,385
51	Sewer Dept					
52	Meals on Wheels	0	5,000	5,000	5,000	5,000
53	Ambulance	21,459	21,459	22,975	21,459	
54						
55	Total Inter-Dept Service Fees	690,447	695,447	696,963	695,447	845,385
56						
57	Contracts & Rents:					
58	Rural Fire	58,165	57,771	57,000	62,985	57,000
59	Land Lease/Towers	35,581	35,989	42,409	36,409	29,841
60	Special Waste Income	17,842	15,963	16,000	17,234	16,000
61	Ballfield/Building Rent	193,890	186,076	186,649	186,694	188,649
62	Other Contracts	438,610	115,000	110,000	15,000	50,000
63	Airport Authority / DC Roads					
64	School District	127,628	131,834	142,750	139,595	144,150
65						
66	Total Contracts & Rents:	871,717	542,632	554,808	457,917	485,640
67						
68	Program Fees:					
69	Recreation Fees	6,028	6,648	5,000	11,943	10,000
70	Swimming Lessons	1,690	2,190	2,000	1,850	2,000
71	Pool Admission	36,902	35,109	30,000	33,984	34,000
72	Special Events	3,778	4,922	5,000	5,120	5,000
73						
74	Total Program Fees	48,398	48,869	42,000	52,897	51,000
75						
76	Licenses:					
77	All Licenses	4,050	4,870	4,500	6,935	6,000
78						
79	Total Licenses	4,050	4,870	4,500	6,935	6,000
80						
81	Public Donations:					
82	Lexington Foundation	43,296	707,650	155,000	503,529	50,000
83	Library/Foundation Donations	552	1,032	1,100	605	1,100
84	Miscellaneous	14,774	77,292		31,306	
85	Total Public Donations	58,622	785,973	156,100	535,440	51,100
86						
87	Sales:					
88	Accident Report Copies	2,510	2,040	2,650	2,503	2,650
89	Concessions	45,400	47,477	45,000	44,929	45,000
90	Restitution/Witness Fees	1,075		600		
91	Cemetery Spaces	9,130	11,000	10,000	7,467	10,000
92	Sale of Equip/Junk/Other	61,939	77,636	90,000	74,476	90,000
93	Land Sale			300,000	689,934	800,000
94						
95	Total Sales	120,053	138,154	448,250	819,308	947,650
96						

GENERAL FUND REVENUE

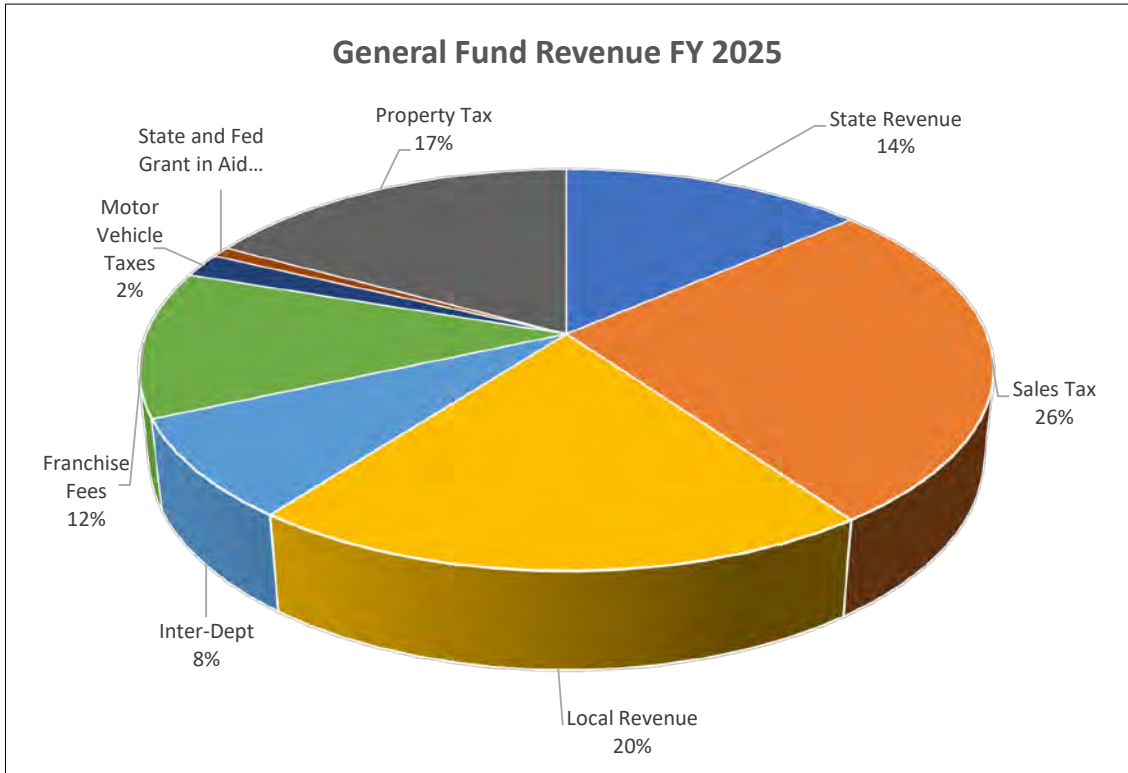
CITY OF LEXINGTON BUDGET -- FISCAL YEAR 2024-2025

LINE	ACCOUNT DESCRIPTION	FY 21-22 ACTUAL	FY 22-23 ACTUAL	FY 23-24 BUDGET	FY 23-24 ESTIMATE	FY 24-25 BUDGET
97	Other Income:					
98	Interest from Investments	1,789	10,519	12,000	7,539	20,000
99	Miscellaneous/Other	1,354,934	7,454	4,000	102,164	14,250
100	Loan/Lease Proceeds					400,000
101						
102	Total Other Income	1,356,723	17,973	16,000	109,703	434,250
103						
104	Grant in Aid - Local					
105	UPRR/Peter Kiewit	10,500				
106	Other Misc Local Grants	200	11,046	127,000	126,911	2,000
107						
108	Total Grant In Aid - Local	10,700	11,046	127,000	126,911	2,000
109						
110	Total Local Receipts - All Other	4,513,509	3,608,108	3,398,374	4,134,169	4,215,205
111						
112	Grant In Aid - State					
113	NE Dept of Econ Dev	307,500		300,000	300,000	
114	NE Emergency Mgt					
115	NE DEQ / NE DEE					
116	NE Environmental Trust			276,930	241,557	
117	NE Housing Trust Fund					
118	Other Misc State Grants		2,000	40,000	45,000	
119						
120	Total Grant In Aid - State	307,500	2,000	616,930	586,557	0
121						
122	Grant In Aid - Federal					
123	CDBG (NE Dept of Econ Dev)					
124	CDBG-Admin Fee (NE Dept of Econ Dev)					
125	EEBG (NE Energy Office)					
126	Federal Econ Dev Admin					
127	Federal Emergency Mgt					
128	Federal Hwy Admin (NE Dept of Trans)					
129	US Dept of Agriculture					
130	US Dept of HUD (NE Dept of Econ Dev)					
131	US Dept of Justice/COPS/BJA	1,480	1,540		1,110	1,000
132	US Forest Service (NE Game & Parks)			175,000	174,991	70,000
133	Nat Fnd of the Arts (NE Library Comm)	2,713	3,141	2,200	6,558	2,200
134	Other Misc Federal Grants	15,208	221,628	214,000	236,156	14,000
135						
136	Total Grant In Aid - Federal	19,401	226,309	391,200	418,815	87,200
137						
138	Fund Transfers:					
139	Econ Develop Fund - In					
140	Utilities Fund - In			1,200,000	1,200,000	
141	Other Transfers - In				0	
142						
143						
144	Total Fund Transfers	0	0	1,200,000	1,200,000	0
145						

GENERAL FUND REVENUE

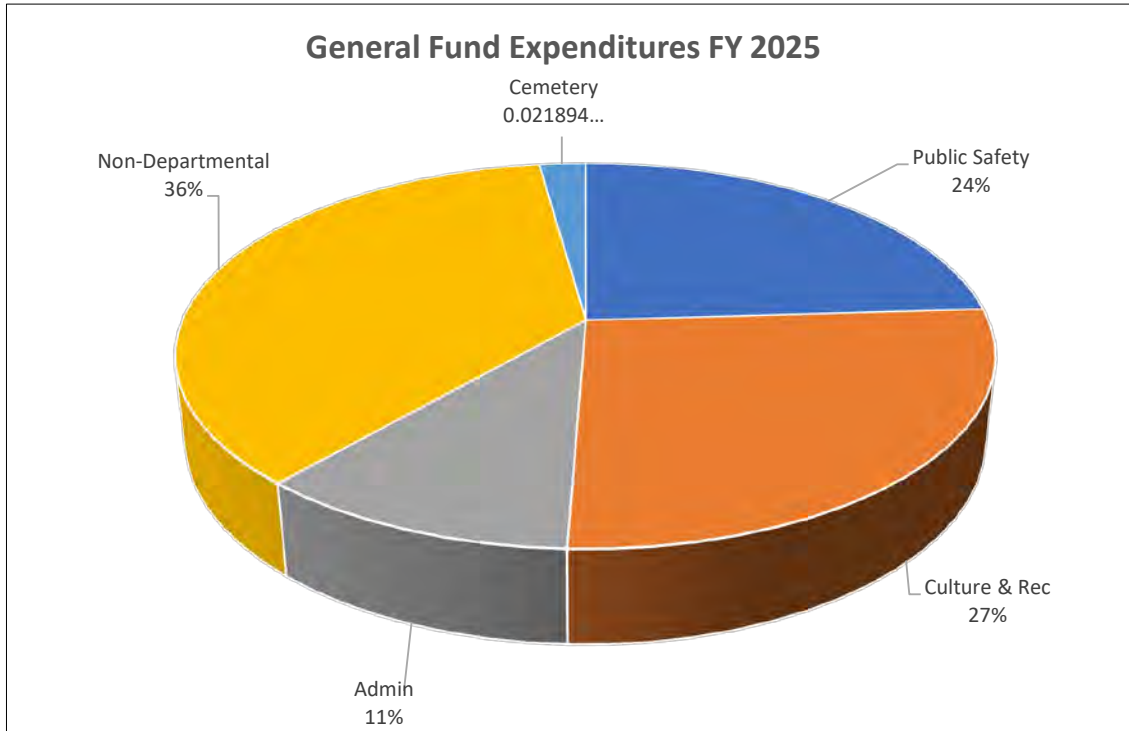
CITY OF LEXINGTON BUDGET -- FISCAL YEAR 2024-2025

LINE	ACCOUNT DESCRIPTION	FY 21-22 ACTUAL	FY 22-23 ACTUAL	FY 23-24 BUDGET	FY 23-24 ESTIMATE	FY 24-25 BUDGET
146	Local Taxes:					
147	In Lieu Of	555	555		555	
148	Personal and Real Property Taxes:					
149	Property Taxes	1,295,467	1,514,039		1,535,931	
150	MV Taxes	186,070	192,420	200,000	199,377	200,000
151	Nameplate Capacity Tax - EL	2,617	2,368		2,408	2,400
152	MV Tax State Share					
153	Carline/Airline	931	843		744	
154						
155	Total Local Taxes	1,485,640	1,710,224	200,000	1,739,015	202,400
156						
157	TOTAL GENERAL FUND REVENUE	10,737,097	10,023,106	9,797,726	12,698,697	8,739,047
158						
159						
160	General Fund Expenditures	10,132,596	11,435,694	11,342,546	11,732,653	10,932,822
161	Less General Fund Revenue	10,737,097	10,023,106	9,797,726	12,698,697	8,739,047
162	Necessary Cash Reserve			2,400,000		2,501,285
163	Less Est Cash on Hand			2,251,901		2,916,344
164						
165	<u>General Fund Tax Summary</u>					
166	Net Property Tax Required			1,692,919		1,778,717
167	1% Collection Fee			16,929		17,787
168	Delinquent Allowance					
169	Total Property Tax Requested			1,709,848		1,796,504
170	Total City Valuation			525,128,851		558,471,717
171	Property Tax Levy			0.325605		0.321682



Local Revenue = Occupation Tax; Permits; Service Fees; Contracts & Rent; Program Fees; Licenses; Public Donations; Sales and Other; Local Grants

State Revenue = Mutual Finance Organization, and Municipal Equalization Fund



Administration = City Council, Boards & Commissions; City Manager/Clerk; Treasurer; Development Services

Culture & Recreation = Grand Generation Center; Library; Aquatic Center; Recreation; and Parks

Non-Department = Support Fund - Common to All Departments

Public Safety = Police & Dispatch; Fire & Civil Defense

**CITY OF LEXINGTON--GENERAL FUND
5 YEAR EQUIPMENT AND CAPITAL EXPENDITURE PLAN**

	<u>FY</u>	<u>FY</u>	<u>FY</u>	<u>FY</u>	<u>FY</u>
	<u>2025</u>	<u>2026</u>	<u>2027</u>	<u>2028</u>	<u>2029</u>
<u>Police Equipment</u>					
Patrol Cars	60,000	60,000	60,000	60,000	60,000
Subtotal for department	60,000	60,000	60,000	60,000	60,000
<u>Fire & Civil Defense Equipment</u>					
Outdoor Warning Siren Replacement	30,000	30,000	30,000	30,000	30,000
Subtotal for department	30,000	30,000	30,000	30,000	30,000
<u>Parks & Recreation Equipment</u>					
Playground--Recreation Equipment	50,000	50,000	50,000	50,000	50,000
Mower / Maintenance Vehicles & Equipment	80,000	75,000	75,000	75,000	75,000
Subtotal for department	130,000	125,000	125,000	125,000	125,000
<u>Cemetery Equipment</u>					
Mower/Maintenance Equipment	75,000	75,000	75,000	75,000	75,000
Subtotal for department	75,000	75,000	75,000	75,000	75,000
TOTAL FOR FISCAL YEAR	295,000	290,000	290,000	290,000	290,000
<u>Parks & Recreation Capital Improvements</u>					
Park Facility Improvements--General	125,000	100,000	100,000	100,000	100,000
Veterans Pavilion	50,000				
Basketball/Soccer Courts--Splash Pads		125,000	125,000	125,000	125,000
Lexington Raquet Center--Plum Creek Park	50,000				
Lexington Patriot Park & Pond Improvements	50,000				
Oak Park Improvements		120,000			
Sandoz--Joint Use Green Space			150,000		
Southwest First Addition Parks--Greenspace	125,000				
Subtotal for department	400,000	345,000	375,000	225,000	225,000
<u>Cemetery Improvements</u>					
Infrastructure Upgrades	50,000	50,000	50,000	50,000	50,000
Subtotal for department	50,000	50,000	50,000	50,000	50,000
<u>Non-Departmental Capital Improvements</u>					
Opportunity Center--Exterior Improvements	75,000	50,000	50,000	50,000	50,000
City Hall/PD Training Room Renovation	50,000	50,000			
Subtotal for department	125,000	100,000	50,000	50,000	50,000
TOTAL FOR FISCAL YEAR	575,000	495,000	475,000	325,000	325,000

Debt Service

DEBT SERVICE FUND

CITY OF LEXINGTON BUDGET -- FISCAL YEAR 2024-2025

LINE	DESCRIPTION	FY 21-22 ACTUAL	FY 22-23 ACTUAL	FY 23-24 BUDGET	FY 23-24 ESTIMATE	FY 24-25 BUDGET
1	Revenue:					
2	Beginning Cash Balance	57,383	1,903		5,539	7,445
3	Assessment Collection	4,521	3,635	1,230	1,906	
4	Taxes Collected / In Lieu Of					
5	General Fund Transfer	424,946	365,095	476,710	477,940	220,340
6	Street Transfer	994,767	829,585	818,959	818,959	816,138
7	Bond Proceeds	1,520,000				
8						
9						
10	Total Revenue	3,001,617	1,200,218	1,296,899	1,304,344	1,043,922
11						
12	Expenditures:					
13	Paying Agent / Issue Expense	16,720				
14	2015 Bond Pmts-Prop Tax Supported	100,141	103,310	106,155	106,155	
15	2016 Highway Allocation Bonds	231,668				
16	2017 Highway Allocation Bonds	206,743				
17	2020 Highway Allocation Bonds	307,190	310,904	309,455	309,455	307,854
18	2021 Highway Allocation Bonds	3,775	306,703	310,719	310,719	309,499
19	Loan Payments	570,197	473,764	570,570	570,570	426,570
20	Transfers Out	1,563,280				
21						
22	Total Expenditures	2,999,714	1,194,680	1,296,899	1,296,899	1,043,923
23						
24	TOTAL BUDGETED EXPENDITURES	2,999,714	1,194,679	1,296,899	1,296,899	1,043,923
25						
26	Ending Balance	1,903	5,539	0	7,445	0

Special Revenue

ECONOMIC DEVELOPMENT

CITY OF LEXINGTON BUDGET -- FISCAL YEAR 2024-2025

LINE	ACCOUNT DESCRIPTION	FY 21-22 ACTUAL	FY 22-23 ACTUAL	FY 23-24 BUDGET	FY 23-24 ESTIMATE	FY 24-25 BUDGET
1	Revenues:					
2	Beginning Cash Balance	585,991	566,556	1,593,816	1,544,087	1,774,061
3	Transfer from General Fund	167,500	467,500	167,500	167,500	167,500
4	Land / Lease Payments					
5	Loan Proceeds					
6	Loan Paybacks	357,629	500,000	745,167	794,599	990,735
7	Miscellaneous / Other	436	10,043	500	17,875	20,000
8						
9	Total Revenue	<u>1,111,556</u>	<u>1,544,099</u>	<u>2,506,983</u>	<u>2,524,061</u>	<u>2,952,296</u>
10						
11	Expenses:					
12	Transfer to General Fund					
13	Transfer to Street					
14	Transfer to Debt Service					
15	Transfer to Lex Revolving					
16	Programs / Projects	545,000		2,506,983	750,000	2,952,296
17	Bond Payments					
18	Loan Payments					
19	Office Expense		12			
20	Admin / Marketing Costs					
21						
22	Total Expenses	<u>545,000</u>	<u>12</u>	<u>2,506,983</u>	<u>750,000</u>	<u>2,952,296</u>
23						
24	Ending Balance	<u>566,556</u>	<u>1,544,087</u>	<u>0</u>	<u>1,774,061</u>	<u>0</u>

CDBG PROGRAMS

CITY OF LEXINGTON BUDGET -- FISCAL YEAR 2024-2025

LINE	ACCOUNT DESCRIPTION	FY 21-22 ACTUAL	FY 22-23 ACTUAL	FY 23-24 BUDGET	FY 23-24 ESTIMATE	FY 24-25 BUDGET
1	Revenue:					
2	Beginning Cash Balance	10,162	10,178	50	-42,694	47
3	Grant Proceeds	44,487	662,772		42,741	
4	Loan Proceeds					
5	Loan Repayments			135,000		
6	Pmts From Other Funds					
7	Sale of Property					
8	Miscellaneous / Other	17	3	30		
9	Transfers In					
10						
11	Total Revenue	<u>54,665</u>	<u>672,953</u>	<u>135,080</u>	<u>47</u>	<u>47</u>
12						
13	Expenses					
14	Audit / Legal / Publication					
15	Contractual	44,487	705,513	135,080		47
16	Loans to Other Funds					
17	Payments to NE DED					
18	Paybacks to Other Funds					
19	Programs / Projects		10,134			
20	Supplies					
21	Transfers Out					
22						
23	Total Expenses	<u>44,487</u>	<u>715,647</u>	<u>135,080</u>	<u>0</u>	<u>47</u>
24						
25	Ending Balance	<u>10,178</u>	<u>-42,694</u>	<u>0</u>	<u>47</u>	<u>0</u>

LEXINGTON REVOLVING LOAN FUND

CITY OF LEXINGTON BUDGET -- FISCAL YEAR 2024-2025

LINE	ACCOUNT DESCRIPTION	FY 21-22 ACTUAL	FY 22-23 ACTUAL	FY 23-24 BUDGET	FY 23-24 ESTIMATE	FY 24-25 BUDGET
1	Revenue:					
2	Beginning Cash Balance	342,755	79,317	182,786	182,800	376,453
3	Grant / Loan Proceeds					
4	Loan Payments	66,615	103,353	148,353	193,353	67,353
5	Pmts From Other Funds					
6	Sale of Property					
7	Miscellaneous	27	132		300	
8	Transfers In					
9						
10	Total Revenue	<u>409,397</u>	<u>182,800</u>	<u>331,139</u>	<u>376,453</u>	<u>443,806</u>
11						
12	Expenses					
13	Audit / Legal / Publication					
14	Contractual					
15	Loans to Other Funds					
16	Loan Repymt to State					
17	Paybacks to Other Funds					
18	Programs / Projects	330,000		331,139		443,806
19	Office Expense	80				
20	Transfers Out					
21						
22	Total Expenses	<u>330,080</u>	<u>0</u>	<u>331,139</u>	<u>0</u>	<u>443,806</u>
23						
24	Ending Balance	<u>79,317</u>	<u>182,800</u>	<u>0</u>	<u>376,453</u>	<u>0</u>

MEALS ON WHEELS

CITY OF LEXINGTON BUDGET -- FISCAL YEAR 2024-2025

LINE	ACCOUNT DESCRIPTION	FY 21-22 ACTUAL	FY 22-23 ACTUAL	FY 23-24 BUDGET	FY 23-24 ESTIMATE	FY 24-25 BUDGET
1	Revenue:					
2	Beginning Cash Balance	12,332	10,168	4,606	10,375	9,010
3	AoA Income	29,995	46,342	40,000	57,623	45,000
4	Title XX Income	15,045	10,111	15,000	9,148	12,000
5	USDA Income	9,566	10,231	10,000	10,823	10,000
6	Contribution Income	41,192	46,068	47,000	45,874	46,000
7	Other Income	4,223	4,686	5,000	4,416	5,000
8	U W Income					
9	Donations / Grants	1,633	1,319		1,072	
10	Misc Income				5	
11						
12	Total Revenue	113,986	128,923	121,606	139,335	127,010
13						
14	Personal Services					
15	Wages	3,934	3,930	5,335	5,377	5,250
16	Benefits	301	301	408	411	402
17						
18	Total Personal Services	4,235	4,231	5,743	5,788	5,652
19						
20	Operating Expenses					
21	Utilities	5,752	7,241	7,863	8,970	8,950
22	Raw Food	77,784	86,801	84,000	92,269	88,500
23	Other Kitchen	15,570	15,128	16,000	16,333	16,908
24	Conf / Seminar/ Travel					
25	Other Expense	375	4	2,500	1,964	2,000
26	Contractual	102	143	500		
27	Equip Exp / Vehicle Repairs					
28	Interdepartmental Fees		5,000	5,000	5,000	5,000
29						
30	Total Operating Expenses	99,584	114,317	115,863	124,536	121,358
31						
32	Non-Operating Expense					
33	Supplies					
34	Equipment Rental					
35	Capital Outlay					
36						
37						
38	Total Non-Operating Expense	0	0	0	0	0
39						
40	Total Expenses	103,819	118,548	121,606	130,324	127,010
41						
42	Ending Balance	10,168	10,375	0	9,010	0

STREET

CITY OF LEXINGTON BUDGET -- FISCAL YEAR 2024-2025

LINE	DESCRIPTION	FY 21-22 ACTUAL	FY 22-23 ACTUAL	FY 23-24 BUDGET	FY 23-24 ESTIMATE	FY 24-25 BUDGET
1	Revenues:					
2	Beginning Cash Balance	1,584,031	2,396,286	1,351,608	1,500,243	473,539
3						
4	Federal Revenue					
5	CDBG (NE Dept of Econ Dev)					
6	CDBG-Admin Fee (NE Dept of Econ Dev)					
7	Federal Econ Dev Admin					
8	Federal Hwy Admin (NE Dept of Trans)	75,634		250,000		250,000
9						
10	Total Federal Revenue	75,634	0	250,000	0	250,000
11						
12	State Revenue					
13	Highway Allocation	1,250,950	1,375,292	1,447,181	1,447,181	1,516,968
14	Incentive Payment	7,000	7,000	7,000	7,000	7,000
15	Motor Vehicle Fees	92,417	93,642	94,000	103,309	96,000
16	Maintenance Contract #16	22,260	22,260	22,260	22,260	22,260
17	NE DEQ-Scrap Tire					
18	NE Dept of Transportation				1,033,659	157,000
19	NE Road Fund Purchase Program	204,628	257,894	252,967	252,968	241,689
20	Total State Revenue	1,577,256	1,756,088	1,823,408	2,866,377	2,040,917
21						
22	Local Revenue					
23	Interest Income	1,297	11,359	1,000	7,449	10,000
24	Loan/Lease Proceeds					
25	Inter-Dept Service Fees	82,518	82,515	82,515	82,515	82,515
26	Fuel Sold to Other Departments	142,280	147,804	135,000	131,669	140,000
27	Miscellaneous/Other	149,337	189,588	140,000	134,137	140,000
28	Lexington Foundation					
29	Total Local Revenue	375,433	431,266	358,515	355,771	372,515
30						
31	Contracts & Rents:					
32	Dawson County RTSD				500,000	
33	Other Contracts					
34	State Contracts					
35	Total Contracts & Rents:	0	0	0	500,000	0
36						
37	Fund Transfers:					
38	Debt Service	1,563,280				
39	Econ Develop STS Fund - In					
40	Electric Fund - In					
41	General Fund					
42	General Fund - MV Prorate	4,439	3,411	4,000	3,150	4,000
43	General Fund - MV Sales Tax	366,995	395,891	365,000	394,496	365,000
44	General Fund - MV Taxes	186,070	193,562	200,000	202,221	200,000
45	General Fund - Reg Sales Tax	150,000	350,000	350,000	350,000	1,030,000
46	General Fund - Other					400,000
47	Water Fund - In					
48	Sewer Fund - In					
49	Total Fund Transfers	2,270,785	942,864	919,000	949,867	1,999,000
50						
51	Total Revenue	5,883,138	5,526,505	4,702,531	6,172,257	5,135,971

STREET

CITY OF LEXINGTON BUDGET -- FISCAL YEAR 2024-2025

LINE	DESCRIPTION	FY 21-22 ACTUAL	FY 22-23 ACTUAL	FY 23-24 BUDGET	FY 23-24 ESTIMATE	FY 24-25 BUDGET
52	Personal Services					
53	Wages	447,803	498,950	503,290	488,978	501,415
54	Benefits	304,232	265,146	264,626	241,047	258,804
55						
56	Total Personal Services	752,035	764,096	767,916	730,025	760,219
57						
58	Operating Expenses					
59	Communications			1,500	1,780	1,500
60	Utilities	65,578	71,249	85,000	74,924	85,000
61	Insurance					
62	Conference & Seminars	75	130	500	175	500
63	Municipal Dues				397	
64	Employee Dues	370	382	500		500
65	Promotional Expense					
66	Audit/Legal Expense	5,372	2,782	5,000	2,012	5,000
67	Election Expense					
68	Contractual Expense	67,375	82,713	75,000	114,244	80,000
69	Publication		125	500		500
70	Building Repairs	7,115	7,807	11,500	6,845	11,500
71	Vehicle O & M	25,667	46,143	52,000	60,230	52,000
72	Equipment O & M	71,257	87,147	152,668	95,082	115,000
73	Grounds Maintenance	5,905	20,392	35,000	17,930	35,000
74	Miscellaneous Expense	854		2,000	5,813	2,000
75	Street Repairs	173,267	96,718	200,000	300,350	200,000
76	Fuel for Resale	143,926	137,536	140,000	138,516	140,000
77	Projects			29,488		4,114
78	Total Operating Expenses	566,762	553,123	790,656	818,298	732,614
79						
80	Non-Operating Expenses					
81	Supplies	46,463	91,181	62,000	80,837	62,000
82	Equipment Rental	400	16,930	10,000	1,355	10,000
83	Capital -- Equip/Furn/Veh	175,023	219,280	160,000	108,067	90,000
84	Capital -- Real Property	951,401	1,552,066	2,093,000	3,141,178	2,508,000
85	Transfers - Out	994,767	829,585	818,959	818,959	973,138
86						
87						
88	Total Non-Operating Expenses	2,168,054	2,709,042	3,143,959	4,150,396	3,643,138
89						
90	TOTAL BUDGETED EXPENSES	3,486,851	4,026,262	4,702,531	5,698,718	5,135,971
91						
92	Ending Balance	2,396,286	1,500,243	0	473,539	0

STREET

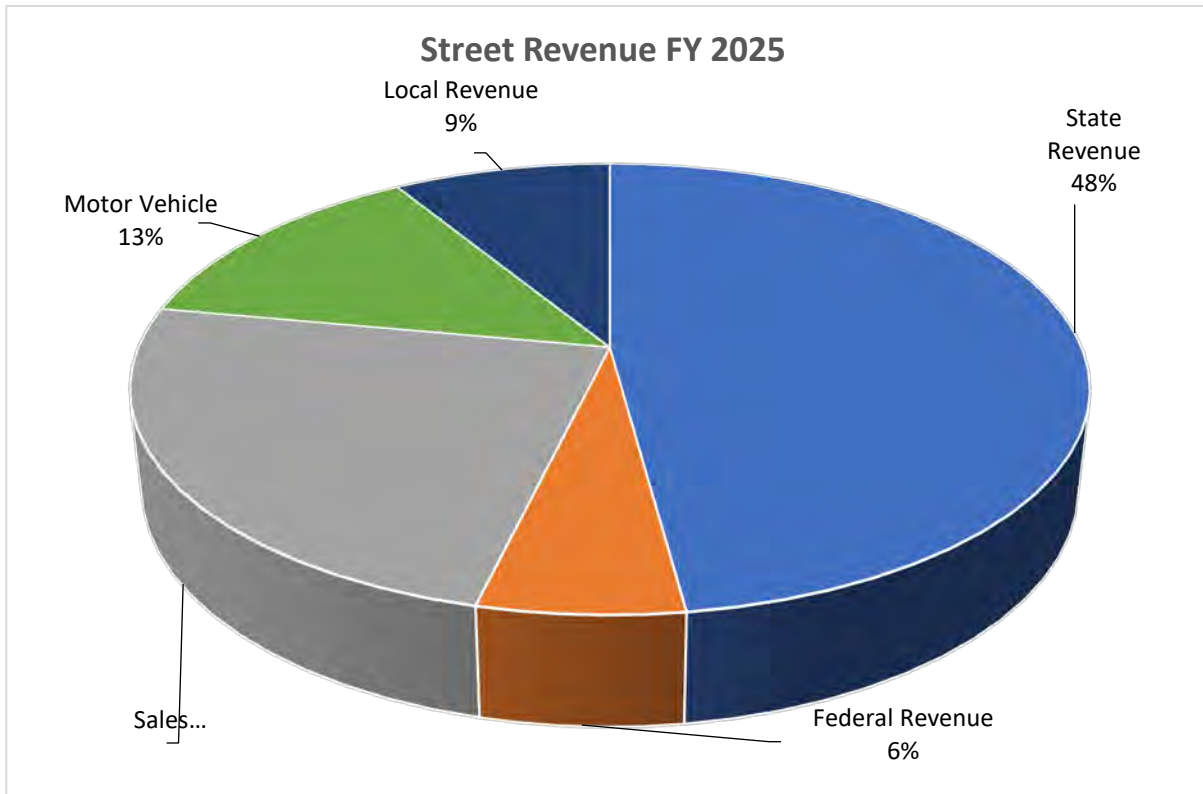
Program Description:

The Street department is responsible for providing safe and passable streets within the City's operational boundary. The duties of this department include street patch and repair, street sweeping, snow removal, debris removal, paint striping, storm water drainage/maintenance, right-of-way mowing, composting, and other various duties.

Budget Items of Interest:

For Street Equipment and Capital Expenditure Plan, see page 53.

PERSONNEL SCHEDULE				
POSITION	NUMBER OF EMPLOYEES			
	ACTUAL 2023	BUDGET 2024	ESTIMATE 2024	BUDGET 2025
Street Superintendent	1.00	1.00	1.00	1.00
Maintenance Worker	9.00	9.00	9.00	9.00
Shop Clerk	1.00	1.00	1.00	1.00
Maintenance Worker (Seasonal)	3.00	3.00	3.00	3.00
TOTAL EMPLOYEES:	14.00	14.00	14.00	14.00



State Revenue = Highway Allocation; Incentive Payments; Motor Vehicle Fees; Maintenance Contract #16; and NE Road Fund Purchase Program

Motor Vehicle = Prorate and Personal Property Tax

Local Revenue = Sale of Land; Inter-Departmental Fees; Fuel for Other Depts; and Loan Proceeds

Federal Revenue = Highway Admin

**CITY OF LEXINGTON--STREET
5 YEAR EQUIPMENT AND CAPITAL EXPENDITURE PLAN**

	<u>FY</u> <u>2025</u>	<u>FY</u> <u>2026</u>	<u>FY</u> <u>2027</u>	<u>FY</u> <u>2028</u>	<u>FY</u> <u>2029</u>
<u>Equipment</u>					
Street Sweeper			200,000		
Dump Truck		85,000		85,000	
Fleet Truck	45,000	45,000	45,000	45,000	45,000
Snow Plows		10,000		10,000	
Light Duty Tractor/vehicles	45,000	45,000	45,000	45,000	45,000
TOTAL FOR FISCAL YEAR	90,000	90,000	185,000	290,000	185,000

<u>Capital Projects</u>					
Southwest Additions--Additional Phases				450,000	
15th Street Turnaround		40,000			
Grant Street Intersections--7th and 8th		200,000			
Joint County Road--Drainage Projects		100,000	100,000	100,000	100,000
17th Street--160' E of Grant to Jefferson			200,000		
Erie Street--13th Street to Highway 30				300,000	
Hwy 30 & 283 Local Participation	318,000				
Hike-Bike Trail Segments	400,000	200,000	200,000	200,000	200,000
Intersection & Panel Improvements	100,000	150,000	150,000	150,000	150,000
West Frontier Street			490,000		
St. Ann's Second Addition Improvements			500,000		500,000
Lexington South Addition Improvements	300,000		300,000		300,000
Northeast Additions		400,000		400,000	
Northwest Additions--Additional Phases	150,000		150,000		
20th & Polk Streets Reconstruction				725,000	
South Adams--Prospect to Frontier					750,000
Wycoff Addition Improvements	400,000				
East Lexington Viaduct Project	100,000				
Highway 283--South Beautification (phase 4)	40,000	40,000	40,000	40,000	40,000
Taft Street--North of Commerce to Frontier				500,000	
East Walnut Paving	500,000		900,000		
Taft Street--6th to 13th					325,000
Airport Road--20th North to Corporate Limits	200,000				
TOTAL FOR FISCAL YEAR	2,508,000	1,130,000	3,030,000	2,865,000	2,365,000

Internal Service

HEALTH FUND

CITY OF LEXINGTON BUDGET -- FISCAL YEAR 2024-2025

LINE	ACCOUNT DESCRIPTION	FY 21-22 ACTUAL	FY 22-23 ACTUAL	FY 23-24 BUDGET	FY 23-24 ESTIMATE	FY 24-25 BUDGET
1	Revenue:					
2	Beginning Cash Balance	124,126	285,082	228,615	265,699	392,143
3	From City of Lex	1,060,289	732,119	780,000	740,268	715,000
4	Transfers In					
5	Reimbursement from Ins	847,570	47,740	227,885	79,506	175,000
6	125 Plan Refund	521	1,045		421	
7	Employee Paid Premiums	24,711	21,511	23,400	19,517	19,136
8	Miscellaneous Income	71	207		308	
9						
10	Total Revenue	<u>2,057,287</u>	<u>1,087,703</u>	<u>1,259,900</u>	<u>1,105,720</u>	<u>1,301,279</u>
11						
12	Expenses:					
13	125 Admin Fees	2,479	2,413	3,000	2,356	3,000
14	Hospital	1,124,881	496,158	820,000	367,208	810,000
15	Doctor/Ambulance	525,190	162,674	310,000	206,362	320,000
16	Medicine	84,869	131,505	90,000	112,709	130,000
17	Administrative Cost	4,156	2,296	4,000	333	4,000
18	Flu Shots	5,548	4,888	6,000	4,888	6,000
19	Testing	35	700	1,000	685	1,000
20	AFLAC / Dental Premiums	24,789	21,370	25,900	19,037	25,900
21	Other Expenses	258				1,379
22	Wellness Program					
23						
24						
25	Total Expenses	<u>1,772,205</u>	<u>822,004</u>	<u>1,259,900</u>	<u>713,577</u>	<u>1,301,279</u>
26						
27	Ending Balance	<u>285,082</u>	<u>265,699</u>	<u>0</u>	<u>392,143</u>	<u>0</u>

Enterprise

ELECTRIC DEPARTMENT

CITY OF LEXINGTON BUDGET -- FISCAL YEAR 2024-2025

LINE	ACCOUNT DESCRIPTION	FY 21-22 ACTUAL	FY 22-23 ACTUAL	FY 23-24 BUDGET	FY 23-24 ESTIMATE	FY 24-25 BUDGET
1	Operating Revenue:					
2	Beginning Cash Balance	4,862,374	5,559,558	6,722,194	6,205,759	6,064,769
3	Sales of Electricity					
4	Basic Residential	2,373,760	2,359,630	2,433,205	2,404,568	2,500,000
5	All Electric	2,747,097	2,900,956	2,786,935	2,908,132	3,020,000
6	Commercial Small	1,558,585	1,553,190	1,580,207	1,577,870	1,620,000
7	Commercial Large	1,955,467	1,917,291	1,961,347	1,930,113	2,008,000
8	Commercial Heat	221,349	237,504	224,032	238,775	248,000
9	Industrial	9,066,857	9,169,462	9,016,929	9,268,170	9,500,000
10	Yard Lights	10,469	9,440	11,000	8,977	9,000
11	Irrigation	39,189	33,788	34,000	32,007	34,000
12	Municipal	479,199	484,638	490,303	492,975	510,000
13	Street Lights	55,135	54,420	56,000	54,474	56,000
14	AMI Fee	53,292	54,150	54,000	54,777	55,000
15	Total Sales of Electricity	<u>18,560,400</u>	<u>18,774,470</u>	<u>18,647,959</u>	<u>18,970,838</u>	<u>19,560,000</u>
16						
17	Other Sales					
18	Facility Charges					
19	Reconnect Fees	28,602	30,402	25,000	26,996	27,000
20	Penalties	126,879	128,950	120,000	127,548	130,000
21	Billing Fees	118,678	117,212	115,000	116,108	117,000
22	Other / Misc Sales	6,893	7,353	20,000	10,866	20,000
23	Sale of Merch/Labor	116,362	94,098	30,992	118,077	50,992
24	Sales Tax Billed Coll Fee	900	900	900	900	900
25	NPPD Energy Efficiency	89,500	108,543	50,000	106,006	80,000
26	Total Other Sales	<u>487,812</u>	<u>487,459</u>	<u>361,892</u>	<u>506,501</u>	<u>425,892</u>
27						
28	Total Operating Revenue	<u>23,910,585</u>	<u>24,821,486</u>	<u>25,732,045</u>	<u>25,683,098</u>	<u>26,050,661</u>
29						
30	Personal Services					
31	Wages	268,408	280,710	297,345	300,979	315,000
32	Benefits	128,187	120,615	124,106	133,301	145,000
33	Total Personal Services	<u>396,595</u>	<u>401,325</u>	<u>421,451</u>	<u>434,280</u>	<u>460,000</u>
34						
35	Operating Expenses:					
36	Wholesale Power Purchased	12,113,344	13,117,461	12,700,000	12,961,181	13,171,000
37	Power Purchase - IGS	460,811	445,595	450,000	400,000	420,000
38	Power Purchase - ARK/SOL	148,211	145,357	160,000	141,000	147,000
39						
40	Transmission/Distribution O & M					
41	Equipment / Vehicle	1,576	3,042	5,000	2,348	5,000
42	Inventory / Lines / Metering	162,157	277,945	160,000	258,924	200,000
43	Maint / Misc	22,723	31,537	26,000	29,037	30,000
44	Outside Services	109,788	67,244	65,000	123,457	90,000
45	NPPD O & M	1,240,909	1,296,600	1,200,000	1,315,441	1,300,000
46	Total O & M Expense	<u>1,537,154</u>	<u>1,676,368</u>	<u>1,456,000</u>	<u>1,729,207</u>	<u>1,625,000</u>
47						

ELECTRIC DEPARTMENT

CITY OF LEXINGTON BUDGET -- FISCAL YEAR 2024-2025

LINE	ACCOUNT DESCRIPTION	FY 21-22 ACTUAL	FY 22-23 ACTUAL	FY 23-24 BUDGET	FY 23-24 ESTIMATE	FY 24-25 BUDGET
48	Administrative Expense					
49	Advertising/Promotion	30,688	2,869	3,000	3,000	3,000
50	Franchise Fees	940,089	953,115	932,398	918,207	967,450
51	Incentives/Rebates	133,709	235,081	100,000	161,010	135,000
52	Interdepartmental Fees	522,159	522,159	522,159	522,159	650,000
53	Miscellaneous	22,379	29,755	23,000	20,057	23,000
54	Office/Data Processing	204,653	223,865	205,000	255,719	230,000
55	Outside Services	40,323	13,972	20,000	13,779	20,000
56	Total Administrative Expense	<u>1,893,999</u>	<u>1,980,816</u>	<u>1,805,557</u>	<u>1,893,931</u>	<u>2,028,450</u>
57						
58	Total Operating Expense	<u>16,550,113</u>	<u>17,766,922</u>	<u>16,993,008</u>	<u>17,559,599</u>	<u>17,851,450</u>
59						
60	Operating Income	<u>7,360,472</u>	<u>7,054,564</u>	<u>8,739,037</u>	<u>8,123,499</u>	<u>8,199,211</u>
61						
62	Non-Operating Income					
63	Bond/Loan Proceeds					
64	Interest	1,330	8,552	1,000	11,642	75,000
65	Other	37,059	30,259	30,464	35,762	30,464
66	Tax Increment Financing					
67	Sale of Assets					
68	Transfers In	2,617	2,368	90,000	2,408	689,400
69	Federal Funds					
70	State Funds					
71						
72	Total Non-Operating Income	<u>41,006</u>	<u>41,179</u>	<u>121,464</u>	<u>49,812</u>	<u>794,864</u>
73						
74	Non-Operating Expense					
75	Bond / Note Interest	34,527	28,005	28,128	35,112	21,256
76	Bond / Note Principal	301,769	260,030	257,406	269,222	263,027
77	Paying Agent/Issuance Costs					
78	Transfers Out			1,200,000	1,200,000	
79	Other	1,190,000				
80	Capital - Real	315,625	601,949	800,000	604,209	1,250,000
81	Capital - Other					
82	Total Non-Operating Expense	<u>1,841,921</u>	<u>889,984</u>	<u>2,285,534</u>	<u>2,108,543</u>	<u>1,534,283</u>
83						
84	Ending Balance	<u>5,559,558</u>	<u>6,205,759</u>	<u>6,574,967</u>	<u>6,064,769</u>	<u>7,459,792</u>

WATER DEPARTMENT

CITY OF LEXINGTON BUDGET -- FISCAL YEAR 2024-2025

LINE DESCRIPTION	FY 21-22 ACTUAL	FY 22-23 ACTUAL	FY 23-24 BUDGET	FY 23-24 ESTIMATE	FY 24-25 BUDGET
1 Operating Revenue:					
2 Beginning Cash Balance	1,425,748	1,606,699	1,977,421	1,857,614	1,925,097
3 Sales of Water					
4 Residential Metered	962,794	957,085	970,000	946,842	980,000
5 Flat Rate / Multi-Family	106,741	112,280	110,000	115,542	120,000
6 Commercial Metered	291,094	295,859	300,000	292,167	300,000
7 Industrial Metered	380,313	282,352	370,000	378,446	390,000
8 Total Sales of Water	<u>1,740,942</u>	<u>1,647,576</u>	<u>1,750,000</u>	<u>1,732,997</u>	<u>1,790,000</u>
9					
10 Other Sales					
11 Facility Charges					
12 Miscellaneous Income	(817)	12,098	8,900	13,269	13,000
13 Sale of Merch/Labor	4,629	221	4,000	9,546	4,000
14 Tap Fees/AMI Fee	47,490	47,992	50,000	55,498	55,000
15 Total Other Sales	<u>51,302</u>	<u>60,311</u>	<u>62,900</u>	<u>78,313</u>	<u>72,000</u>
16					
17 Total Operating Revenue	<u>3,217,992</u>	<u>3,314,586</u>	<u>3,790,321</u>	<u>3,668,924</u>	<u>3,787,097</u>
18					
19 Personal Services					
20 Wages	309,179	303,032	298,694	366,011	386,695
21 Benefits	262,502	245,285	266,432	277,552	287,341
22 Total Personal Services	<u>571,681</u>	<u>548,317</u>	<u>565,126</u>	<u>643,563</u>	<u>674,036</u>
23					
24 Operating Expenses:					
25 Operation/Maintenance					
26 Power Purchase/Utilities	190,658	172,467	185,000	173,526	185,000
27 Equipment/Vehicle Expense	96,167	94,796	100,000	123,490	100,000
28 Inventory & Supplies	130,931	139,516	80,000	157,719	80,000
29 Miscellaneous	8,963	2,070	10,000	8,794	10,000
30 Outside Services	76,172	56,099	55,900	84,330	70,877
31 Total Operation/Maintenance	<u>502,891</u>	<u>464,949</u>	<u>430,900</u>	<u>547,859</u>	<u>445,877</u>
32					
33 Administrative Expense					
34 Advertising/Promotion	3,133	3,789	5,000	4,001	5,000
35 Franchise Fees	89,435	88,167	84,525	82,559	89,500
36 Incentives/Rebates					
37 Interdepartmental Fees	181,443	181,443	181,443	181,443	225,000
38 Miscellaneous	1,906	2,576	4,000	1,708	4,000
39 Office/Data Processing	15,403	20,234	28,330	22,484	28,330
40 Outside Services			10,000	1,180	10,000
41 Total Administrative Expense	<u>291,320</u>	<u>296,209</u>	<u>313,298</u>	<u>293,375</u>	<u>361,830</u>
42					
43 Total Operating Expense	<u>1,365,891</u>	<u>1,309,476</u>	<u>1,309,324</u>	<u>1,484,797</u>	<u>1,481,743</u>
44					
45 Operating Income	<u>1,852,101</u>	<u>2,005,111</u>	<u>2,480,997</u>	<u>2,184,126</u>	<u>2,305,354</u>
46					

WATER DEPARTMENT

CITY OF LEXINGTON BUDGET -- FISCAL YEAR 2024-2025

LINE DESCRIPTION	FY 21-22 ACTUAL	FY 22-23 ACTUAL	FY 23-24 BUDGET	FY 23-24 ESTIMATE	FY 24-25 BUDGET
47 Non-Operating Income					
48 Bond/Loan Proceeds					
49 Interest	1,143	7,747	1,200	8,667	25,000
50 Other	54,223	57,187	63,227	61,556	63,227
51 Tax Increment Financing					
52 Sale of Assets					
53 Transfers In					
54 Federal Funds					
55 State Funds					
56 Total Non-Operating Income	<u>55,366</u>	<u>64,934</u>	<u>64,427</u>	<u>70,223</u>	<u>88,227</u>
57					
58 Non-Operating Expense					
59 Bond/Note Interest	23,910	22,720	21,466	21,466	20,149
60 Bond / Note Principal	85,000	85,000	85,000	85,000	85,000
61 Paying Agent/Issuance Costs		2,500			
62 Due to Street	23,285	23,285	23,285	23,285	23,285
63 Transfers Out					
64 Capital - Real	168,572	31,680	250,000	199,502	350,000
65 Capital - Other		47,246			
66 Total Non-Operating Expense	<u>300,767</u>	<u>212,431</u>	<u>379,751</u>	<u>329,253</u>	<u>478,434</u>
67					
68 Ending Balance	<u>1,606,699</u>	<u>1,857,614</u>	<u>2,165,673</u>	<u>1,925,097</u>	<u>1,915,147</u>

SEWER DEPARTMENT

CITY OF LEXINGTON BUDGET -- FISCAL YEAR 2024-2025

LINE DESCRIPTION	FY 21-22 ACTUAL	FY 22-23 ACTUAL	FY 23-24 BUDGET	FY 23-24 ESTIMATE	FY 24-25 BUDGET
1 Operating Revenue:					
2 Beginning Cash Balance	(1,505,086)	(2,394,971)	(1,461,562)	(1,031,601)	(528,187)
3 Income from Services					
4 Residential Use Fee	1,111,511	1,136,514	1,150,000	1,152,565	1,170,000
5 Commercial Use Fee	325,131	341,848	350,000	331,238	350,000
7 Industrial Use Fees	662,945	624,864	670,000	740,525	970,000
6 Facility Charges	9,600	9,600	9,600	9,600	9,600
8 Total Income from Services	<u>2,109,186</u>	<u>2,112,826</u>	<u>2,179,600</u>	<u>2,233,928</u>	<u>2,499,600</u>
9					
10 Other Sales					
11 Sales of Merch/Tap Fees	9,078	10,837	9,000	15,702	14,000
12 Misc Sales/Lease	7,043	5,476	9,000	13,326	9,000
13 Total Other Sales	<u>16,121</u>	<u>16,313</u>	<u>18,000</u>	<u>29,028</u>	<u>23,000</u>
14					
15 Total Operating Revenue	<u>620,221</u>	<u>(265,832)</u>	<u>736,038</u>	<u>1,231,355</u>	<u>1,994,413</u>
16					
17 Personal Services					
18 Wages	299,339	308,470	320,982	305,394	310,113
19 Benefits	152,291	130,960	158,632	165,163	181,747
20 Total Personal Services	<u>451,631</u>	<u>439,430</u>	<u>479,614</u>	<u>470,557</u>	<u>491,860</u>
21					
22 Operating Expenses:					
23 Operation/Maintenance					
24 Power Purchase / Utilities	160,557	173,170	180,000	182,867	180,000
25 Equipment/Vehicle Expense	69,699	78,099	65,000	100,990	70,000
26 Inventory & Supplies	19,604	16,031	30,000	16,402	30,000
27 Miscellaneous	175,183	241,589	150,000	190,989	481,796
28 Outside Services	88,462	49,446	80,000	57,440	80,000
29 Total Operation/Maintenance	<u>513,505</u>	<u>558,336</u>	<u>505,000</u>	<u>548,688</u>	<u>841,796</u>
30					
31 Administrative Expense					
32 Advertising/Promotion					
33 Franchise Fees	105,046	106,845	103,980	112,775	124,130
34 Incentives/Rebates					
35 Interdepartmental Fees	47,900	47,900	47,900	47,900	47,900
36 Miscellaneous	1,278		10,000	2,886	10,000
37 Office/Data Processing	14,827	15,322	17,990	16,954	17,990
38 Outside Services	2,798	6,988	9,000	7,033	9,000
39 Total Administrative Expense	<u>171,849</u>	<u>177,056</u>	<u>188,870</u>	<u>187,548</u>	<u>209,020</u>
40					
41 Total Operating Expense	<u>1,136,985</u>	<u>1,174,822</u>	<u>1,173,484</u>	<u>1,206,793</u>	<u>1,542,676</u>
42					
43 Operating Income	<u>(516,763)</u>	<u>(1,440,654)</u>	<u>(437,446)</u>	<u>24,562</u>	<u>451,737</u>

SEWER DEPARTMENT

CITY OF LEXINGTON BUDGET -- FISCAL YEAR 2024-2025

LINE DESCRIPTION	FY 21-22 ACTUAL	FY 22-23 ACTUAL	FY 23-24 BUDGET	FY 23-24 ESTIMATE	FY 24-25 BUDGET
44					
45 Non-Operating Income					
46 Bond/Loan Proceeds			3,646,262		
47 Interest					
48 Other	84,494	17,828	23,706	12,531	23,706
49 Tax Increment Financing					
50 Sale of Assets	8,780			12,500	50,000
51 Transfers In					
52 Federal Funds	346,923	477,076		610,568	1,500,000
53 State Funds	2,639,618	3,788,138		2,333,308	
54 Total Non-Operating Income	<u>3,079,815</u>	<u>4,283,042</u>	<u>3,669,968</u>	<u>2,968,907</u>	<u>1,573,706</u>
55					
56 Non-Operating Expense					
57 Bond/Note Interest	42,519	32,041	25,539	25,539	23,074
58 Bond Principal	871,556	541,900	758,392	463,869	759,609
59 Note Principal					
60 Paying Agent/Issue Expense	20,860				
61 Due to Street	23,285	23,285	23,285	23,285	23,285
62 Other / Reserve					
63 Capital - Real	3,999,802	3,276,763	3,850,000	2,986,566	1,950,000
64 Capital - Other				22,398	
65 Total Non-Operating Expense	<u>4,958,023</u>	<u>3,873,989</u>	<u>4,657,215</u>	<u>3,521,656</u>	<u>2,755,968</u>
66					
67 Ending Balance	<u>(2,394,971)</u>	<u>(1,031,601)</u>	<u>(1,424,693)</u>	<u>(528,187)</u>	<u>(730,525)</u>

LEXUS CAPITAL IMPROVEMENT PLAN - 5 YEAR

CITY OF LEXINGTON BUDGET -- FISCAL YEAR 2024-2025

	<u>FY</u> <u>2025</u>	<u>FY</u> <u>2026</u>	<u>FY</u> <u>2027</u>	<u>FY</u> <u>2028</u>	<u>FY</u> <u>2029</u>
<u>Electric</u>					
South Addition	125,000		125,000		125,000
SW Addition		125,000	125,000		
North Addition		250,000		250,000	
East Addition			250,000		250,000
South Substation			#####		
Miscellaneous Improvements	200,000	200,000	200,000	200,000	200,000
Adams Sub Feeder Conversion	225,000				
Reconductor East Industrial Feeds	500,000				
Kugler Sub Feeder Conversions	200,000				
Department Total	1,250,000	575,000	#####	450,000	575,000

Water

Water Extension--East Addition			125,000		125,000
Water Extension--NW Addition	50,000				
Water Extension--North Addition		250,000		250,000	
Water Extension--South Addition	100,000		125,000		
Well Development/Upgrades		600,000			600,000
Wycoff Addition	150,000				
East Business Park Main Extension		125,000		125,000	
Vehicle/Equipment Replacement	50,000	50,000	50,000	50,000	50,000
Department Total	350,000	1,025,000	300,000	425,000	775,000

Sewer

Sewer Extension--East Addition			200,000		200,000
Sewer Extension--South Addition	100,000				
Sewer Extension--North Additions	100,000	250,000		250,000	
Wycoff Addition	150,000				
Bio-Solids Dewatering Improvements	1,500,000	900,000			
General WWTP Improvements	100,000	100,000	100,000	100,000	100,000
Department Total	1,950,000	1,250,000	300,000	350,000	300,000

American Rescue Plan Act

Polk Street lift station/force main	567,107				
Department Total	567,107	0	0	0	0

SANITATION

CITY OF LEXINGTON BUDGET -- FISCAL YEAR 2024-2025

LINE	DESCRIPTION	FY 21-22 ACTUAL	FY 22-23 ACTUAL	FY 23-24 BUDGET	FY 23-24 ESTIMATE	FY 24-25 BUDGET
1	Revenue:					
2	Beginning Cash Balance	170,092	177,739	194,508	198,877	222,972
3	Collection Fee	575,436	614,929	570,000	670,280	685,000
4	Administration Fee					
5	Transfers In					
6	Miscellaneous	38	181		201	
7						
8	Total Revenue	<u>745,566</u>	<u>792,849</u>	<u>764,508</u>	<u>869,359</u>	<u>907,972</u>
9						
10	Expenses:					
11	Personnel					
12	School/Promotion					
13	Supplies					
14	Sanitation Expense	537,242	578,163	510,000	630,809	625,000
15	Contractual	586	809	1,000	578	1,000
16	Transfers Out	30,000	15,000	15,000	15,000	15,000
17	Capital Outlay			170,000		190,000
18	Other			68,508		76,972
19						
20	Total Expenses	<u>567,827</u>	<u>593,972</u>	<u>764,508</u>	<u>646,387</u>	<u>907,972</u>
21						
22						
23	Ending Balance	<u>177,739</u>	<u>198,877</u>	<u>0</u>	<u>222,972</u>	<u>0</u>

LANDFILL

CITY OF LEXINGTON BUDGET -- FISCAL YEAR 2024-2025

LINE	DESCRIPTION	FY 21-22 ACTUAL	FY 22-23 ACTUAL	FY 23-24 BUDGET	FY 23-24 ESTIMATE	FY 24-25 BUDGET
1	Revenue:					
2	Beginning Cash Balance	274,287	291,112	292,399	290,298	290,199
3	Transfer in From General Fund					
4	Transfer in From Sanitation	30,000	15,000	15,000	15,000	15,000
5	Miscellaneous	488	289	400	288	1,500
7						
8	Total Revenue	304,775	306,401	307,799	305,586	306,699
9						
10	Personal Service:					
11	Wages					
12	Benefits					
13						
14	Total Personal Services					
15						
16	Operating Expenses:					
17	Communications					
18	Utilities					
19	Insurance					
20	Conference/Seminars					
21	Municipal Dues					
22	Promotional Expense					
23	Legal Fees					
24	Contractual Expense	13,663	16,103	21,000	15,387	18,800
25	Publication Expense					
26	Building Repair					
27	Vehicle O&M					
28	Equipment O&M					
29	Grounds Maintenance					
30						
31	Total Operating Expenses	13,663	16,103	21,000	15,387	18,800
32						
33	Non-Operating Expenses:					
34	Supplies					
35	Equipment Rental					
36	Lease Payments					
37	Transfer to General					
38	Interest Expense					
39	Capital Outlay					
40						
41	Total Non-Operating Expense					
42						
43	Total Expenses	13,663	16,103	21,000	15,387	18,800
44						
45	Required Reserve			286,799		287,899
46						
47						
48						
49	Ending Balance	291,112	290,298	0	290,199	0

AMBULANCE

CITY OF LEXINGTON BUDGET -- FISCAL YEAR 2024-2025

LINE DESCRIPTION	FY 21-22 ACTUAL	FY 22-23 ACTUAL	FY 23-24 BUDGET	FY 23-24 ESTIMATE	FY 24-25 BUDGET
1 Revenue:					
2 Beginning Cash Balance	160,858	153,061	123,819	118,964	5,333
3 Fees	78,924	33,693	50,000	76,428	60,000
4 Miscellaneous	226	154	200	73	100
5 Lease / Loan / Sale			200,000		100,000
6 Federal Revenue					
7 State Revenue					75,000
8 Miscellaneous	1,601	1,360		732	
9					
10 Total Revenue	<u>241,609</u>	<u>188,269</u>	<u>374,019</u>	<u>196,198</u>	<u>240,433</u>
11					
12 Operating Expenses					
13 Communications	1,017	1,577	4,000	7,066	4,000
14 Conference / Seminars	10,620	4,556	10,000	5,880	10,000
15 Contractual Expense	19,853	17,101	24,000	19,260	19,500
16 Insurance	2,537	2,352	5,000		5,000
17 Interdepartment Service Fee	21,459	21,459	22,975	21,459	
18 Vehicle / Equip / O&M	2,607	1,303	5,000		5,000
19 Supplies / LVFD Funding	30,455	20,714	35,000	39,331	36,000
20 Miscellaneous		244	2,000	32	2,000
21 Other			66,044		58,933
22					
23 Total Operating Expenses	<u>88,548</u>	<u>69,304</u>	<u>174,019</u>	<u>93,028</u>	<u>140,433</u>
24					
25 Non-Operating Expenses					
26 Interest Expense					
27 Equipment Payment/Lease					
28 Capital - Equipment			200,000	97,837	100,000
29 Capital - Real Property					
30					
31					
32 Total Non-Operating Expense	<u>0</u>	<u>0</u>	<u>200,000</u>	<u>97,837</u>	<u>100,000</u>
33					
34 Total Expenses	<u>88,548</u>	<u>69,304</u>	<u>374,019</u>	<u>190,865</u>	<u>240,433</u>
35					
36 Ending Balance	<u>153,061</u>	<u>118,964</u>	<u>0</u>	<u>5,333</u>	<u>0</u>

AMERICAN RESCUE PLAN ACT

CITY OF LEXINGTON BUDGET -- FISCAL YEAR 2024-2025

LINE	DESCRIPTION	FY 21-22 ACTUAL	FY 22-23 ACTUAL	FY 23-24 BUDGET	FY 23-24 ESTIMATE	FY 24-25 BUDGET
1	Operating Revenue:					
2	Beginning Cash Balance	895,096	1,520,677	1,403,969	1,205,107	567,107
3						
4						
5						
6						
8	Total Income from Services	<u>0</u>	<u>0</u>	<u>0</u>	<u>0</u>	<u>0</u>
9						
10	Other Sales					
11						
12	Misc Revenue					
13	Total Other Sales	<u>0</u>	<u>0</u>	<u>0</u>	<u>0</u>	<u>0</u>
14						
15	Total Operating Revenue	<u>895,096</u>	<u>1,520,677</u>	<u>1,403,969</u>	<u>1,205,107</u>	<u>567,107</u>
16						
17	Personal Services					
18	Wages					
19	Benefits					
20	Total Personal Services	<u>0</u>	<u>0</u>	<u>0</u>	<u>0</u>	<u>0</u>
21						
22	Operating Expenses:					
23	Operation/Maintenance					
24	Power Purchase / Utilities					
25	Equipment/Vehicle Expense					
26	Inventory & Supplies					
27	Miscellaneous					
28	Outside Services					
29	Total Operation/Maintenance	<u>0</u>	<u>0</u>	<u>0</u>	<u>0</u>	<u>0</u>
30						
31	Administrative Expense					
32	Advertising/Promotion					
33	Franchise Fees					
34	Incentives/Rebates					
35	Interdepartmental Fees					
36	Miscellaneous					
37	Office/Data Processing	81				
38	Outside Services					
39	Total Administrative Expense	<u>81</u>	<u>0</u>	<u>0</u>	<u>0</u>	<u>0</u>
40						
41	Total Operating Expense	<u>81</u>	<u>0</u>	<u>0</u>	<u>0</u>	<u>0</u>
42						
43	Operating Income	<u>895,015</u>	<u>1,520,677</u>	<u>1,403,969</u>	<u>1,205,107</u>	<u>567,107</u>

AMERICAN RESCUE PLAN ACT

CITY OF LEXINGTON BUDGET -- FISCAL YEAR 2024-2025

LINE DESCRIPTION	FY 21-22 ACTUAL	FY 22-23 ACTUAL	FY 23-24 BUDGET	FY 23-24 ESTIMATE	FY 24-25 BUDGET
44					
45 Non-Operating Income					
46 Bond/Loan Proceeds					
47 Interest					
48 Other					
49 Tax Increment Financing					
50 Sale of Assets					
51 Transfers In					
52 Federal Funds	895,116				
53 State Funds					
54 Total Non-Operating Income	<u>895,116</u>	<u>0</u>	<u>0</u>	<u>0</u>	<u>0</u>
55					
56 Non-Operating Expense					
57 Bond/Note Interest					
58 Bond Principal					
59 Note Principal					
60 Paying Agent/Issue Expense					
61 Due to Street					
62 Other / Reserve					
63 Capital - Real	269,454	315,570	1,403,969	638,000	567,107
64 Capital - Other					
65 Total Non-Operating Expense	<u>269,454</u>	<u>315,570</u>	<u>1,403,969</u>	<u>638,000</u>	<u>567,107</u>
66					
67 Ending Balance	<u>1,520,677</u>	<u>1,205,107</u>	<u>0</u>	<u>567,107</u>	<u>0</u>

Agency

TAX INCREMENT FINANCING

CITY OF LEXINGTON BUDGET -- FISCAL YEAR 2024-2025

LINE	ACCOUNT DESCRIPTION	FY 21-22 ACTUAL	FY 22-23 ACTUAL	FY 23-24 BUDGET	FY 23-24 ESTIMATE	FY 24-25 BUDGET
1	Revenue:					
2	Beginning Cash Balance	269,059	144,177	149,961	167,729	163,735
3	TIF - Dawson Co Treasurer	585,515	544,995	578,000	513,931	720,000
4	From Developers--CDA	29,027	24,798	35,000	22,716	35,000
5	Interest / Other	42	163	100	172	1,000
6						
7	Total Revenue	883,644	714,133	763,061	704,548	919,735
8						
9	Expenses					
10	Pmts to Security First Bank					
11	Payments to CDA	558,558	516,179	578,000	536,647	720,000
12	Pmts to Developers					
13	Pmts to Utilities					
14	Pmts to General Fund	160,642				
15	Pmts to Street	20,267	30,225		260	
16	Misc Expenses				3,906	
17	Project Costs			185,061		199,735
18						
19						
20	Total Expenses	739,467	546,404	763,061	540,813	919,735
21						
22	Ending Balance	144,177	167,729	0	163,735	0

REFUND TO SCHOOLS

CITY OF LEXINGTON BUDGET -- FISCAL YEAR 2024-2025

LINE	ACCOUNT DESCRIPTION	FY 21-22 ACTUAL	FY 22-23 ACTUAL	FY 23-24 BUDGET	FY 23-24 ESTIMATE	FY 24-25 BUDGET
1	Revenues:					
2	Est Beginning Cash Balance	0	300	0	0	0
3	Tobacco License	300	338	315	330	320
4	Liquor License	5,025	4,863	5,025	4,800	5,025
5						
6	Total Revenues	<u>5,325</u>	<u>5,500</u>	<u>5,340</u>	<u>5,130</u>	<u>5,345</u>
7						
8	Expenses:					
9	Refund to Schools	<u>5,025</u>	<u>5,500</u>	<u>5,340</u>	<u>5,130</u>	<u>5,345</u>
10						
11	Total Expenses	<u>5,025</u>	<u>5,500</u>	<u>5,340</u>	<u>5,130</u>	<u>5,345</u>
12						
13	Ending Balance	<u>300</u>	<u>0</u>	<u>0</u>	<u>0</u>	<u>0</u>

Component Unit

COMMUNITY DEVELOPMENT AGENCY

CITY OF LEXINGTON BUDGET -- FISCAL YEAR 2024-2025

LINE	ACCOUNT DESCRIPTION	FY 21-22 ACTUAL	FY 22-23 ACTUAL	FY 23-24 BUDGET	FY 23-24 ESTIMATE	FY 24-25 BUDGET
1	Revenues:					
2	Beginning Cash Balance	49,095	469,017	373,641	200,316	309,087
3	Bond / Loan Proceeds			1,000,000		1,000,000
4	Land/Facility Payments				63,084	
5	Administration Fees					
6	TIF Receipts	558,558	516,179	578,000	536,647	720,000
7	Repayment of Fees					
8	General Fund Support	50,000	50,000	50,000	50,000	50,000
9	Misc Revenue	1,182,259	112,253	1,373,000	20,058	1,374,000
10						
11	Total Revenues	<u>1,839,913</u>	<u>1,147,449</u>	<u>3,374,641</u>	<u>870,105</u>	<u>3,453,087</u>
12						
13	Expenses:					
14	Contractual/Legal	64,753	102		100	
15	Administration Fees					
16	Conference/Seminars					
17	Utilities					
18	Publication/Filing					
19	Misc Expense	1,702	110,308		76,618	
20	Loan Payments	490,298	124,190	1,025,664	24,916	1,025,664
21	City Project Payments	535,072	491,989	552,336	459,384	693,336
22	Programs/Projects	227,582	7,985	1,372,000		1,372,000
23	Capital - Other	51,489	212,561	424,641		362,087
24						
25						
26	Total Expenses	<u>1,370,895</u>	<u>947,134</u>	<u>3,374,641</u>	<u>561,018</u>	<u>3,453,087</u>
27						
28	Ending Balance	<u>469,017</u>	<u>200,316</u>	<u>0</u>	<u>309,087</u>	<u>0</u>

Supplemental

CITY OF LEXINGTON							
GENERAL OBLIGATION (G.O.) DEBT SCHEDULE							
				Total			
Expenditures:	<u>2025</u>	<u>2026</u>	<u>2027</u>	<u>Remaining</u>			
Oct 15 Prin, 2021 Issue HA	305,000.00	305,000.00	305,000.00	915,000.00			
Oct 15 Int, 2021 Issue HA	2,592.50	1,906.25	1,067.50	5,566.25			
Nov 1 Prin, 2020 Issue HA	305,000.00	310,000.00		615,000.00			
Nov 1 Int, 2020 Issue HA	1,846.25	1,007.50		2,853.75			
Apr 15 Int, 2021 Issue HA	1,906.25	1,067.50		2,973.75			
May 1 Int, 2020 Issue HA	1,007.50			1,007.50			
Total Principal	610,000.00	615,000.00	305,000.00	1,530,000.00			
Total Interest	<u>7,352.50</u>	<u>3,981.25</u>	<u>1,067.50</u>	<u>12,401.25</u>			
Total Debt Requirement	<u>617,352.50</u>	<u>618,981.25</u>	<u>306,067.50</u>	<u>1,542,401.25</u>			
Revenue Required:							
	<u>2025</u>	<u>2026</u>	<u>2027</u>	<u>Total</u>			
Street Department	617,352.50	618,981.25	306,067.50	1,542,401.25			
Prop. Tax or Transfer In							
	<u>617,352.50</u>	<u>618,981.25</u>	<u>306,067.50</u>	<u>1,542,401.25</u>			
Issues:							
\$1,525,000 Highway Allocation Bonds dated December 2, 2020; May 1 & November 1 2021/2025; 0.400%-0.650%.							
\$1,520,000 Highway Allocation Bonds dated October 5, 2021; due April 15 & October 15 2021-2026; 0.30%-0.70%.							

CITY OF LEXINGTON										
COMBINED REVENUE BOND DEBT SCHEDULE										
	2025	2026	2027	2028	2029	2030	2031	2032	2033	2034
Expenditures:										
Oct 15, Interest 2018	9,366.25	6,116.25	2,610.00							
Oct 15, Principal 2018	250,000.00	255,000.00	180,000.00							
Nov 15, Interest 2020	10,403.75	9,745.00	9,022.50	8,257.50	7,402.50	6,547.50	5,573.75	4,600.00	3,525.00	2,400.00
Nov 15, Principal 2020	85,000.00	85,000.00	90,000.00	90,000.00	90,000.00	95,000.00	95,000.00	100,000.00	100,000.00	100,000.00
Dec 15, Interest NDEQ	11,857.12	10,635.32	9,407.42	8,173.36	6,933.12	5,686.68	4,433.98	3,175.04	1,909.78	638.18
Dec 15, Principal NDEQ	122,026.86	122,637.76	123,251.71	123,868.74	124,488.86	125,112.08	125,738.43	126,367.90	127,000.53	127,636.35
Dec 15, Principal NDEE	257,625.00	257,625.00	257,625.00	257,625.00	257,625.00	257,625.00	257,625.00	257,625.00	257,625.00	257,625.00
Apr 15, Interest 2018	6,116.25	2,610.00	-	-	-	-	-	-	-	-
May 15, Interest 2020	9,745.00	9,022.50	8,257.50	7,402.50	6,547.50	5,573.75	4,600.00	3,525.00	2,400.00	1,200.00
June 15, Interest NDEQ	11,246.98	10,022.14	8,791.16	7,554.02	6,310.68	5,061.12	3,805.30	2,543.20	1,274.78	-
June 15, Principal NDEQ	122,331.93	122,944.35	123,559.84	124,178.41	124,800.08	125,424.86	126,052.77	126,683.82	127,318.03	-
June 15, Principal NDEE	257,625.00	257,625.00	257,625.00	257,625.00	257,625.00	257,625.00	257,625.00	257,625.00	257,625.00	257,625.00
Total Principal	1,094,608.79	1,100,832.11	1,032,061.55	853,297.15	854,538.94	860,786.94	862,041.20	868,301.72	869,568.56	742,886.35
Total Interest	58,735.35	48,151.21	38,088.58	31,387.38	27,193.80	22,869.05	18,413.03	13,843.24	9,109.56	4,238.18
Total Debt Requirement	1,153,344.14	1,148,983.32	1,070,150.13	884,684.53	881,732.74	883,655.99	880,454.23	882,144.96	878,678.12	747,124.53
Debt Service Revenues:										
Debt service reserve	0.00	0.00	0.00	0.00	0.00	0.00	0.00	0.00	0.00	0.00
Debt service reserve	0.00	0.00	0.00	0.00	0.00	0.00	0.00	0.00	0.00	0.00
Water Department	105,148.75	103,767.50	107,280.00	105,660.00	103,950.00	107,121.25	105,173.75	108,125.00	105,925.00	103,600.00
Electric Department	265,482.50	263,726.25	182,610.00	0.00	0.00	0.00	0.00	0.00	0.00	0.00
Sewer Department	782,712.89	781,489.57	780,260.13	779,024.53	777,782.74	776,534.74	775,280.48	774,019.96	772,753.12	643,524.53
Total Funds Available	1,153,344.14	1,148,983.32	1,070,150.13	884,684.53	881,732.74	883,655.99	880,454.23	882,144.96	878,678.12	747,124.53
Debt Requirement	1,153,344.14	1,148,983.32	1,070,150.13	884,684.53	881,732.74	883,655.99	880,454.23	882,144.96	878,678.12	747,124.53
Bond Issues:										
\$4,600,833 Combined Utilities Revenue Bond, NDEQ Series 2013; dated April 29, 2013; due June 15 & December 15, 2014/2033; interest .50% plus .50% admin fee.										
\$1,850,000 Revenue & Refunding Bonds, Series 2018; dated September 28, 2018; due April & October 15, 2019/2026; 1.85%-2.90%; callable October 15, 2023.										
\$1,370,000 Combined Utilities Revenue Bond, Series 2020; dated Feb 5, 2020; due May 15 & Nov 15 2020/2035; interest 1.30-2.40%; callable Feb 2025.										
\$10,305,000 NDEE Series 2021, dated March 26, 2021; due June 15 & December 15, 2022/2041; no interest										

CITY OF LEXINGTON											
COMBINED REVENUE BOND DEBT SCHEDULE											
	<u>2035</u>	<u>2036</u>	<u>2037</u>	<u>2038</u>	<u>2039</u>	<u>2040</u>	<u>2041</u>	<u>2042</u>	<u>2043</u>	<u>2044</u>	Remaining
Expenditures:											
Oct 15, Interest 2018											18,092.50
Oct 15, Principal 2018											685,000.00
Nov 15, Interest 2020	1,200.00										68,677.50
Nov 15, Principal 2020	100,000.00										1,030,000.00
Dec 15, Interest NDEQ											62,850.00
Dec 15, Principal NDEQ											1,248,129.22
Dec 15, Principal NDEE	257,625.00	257,625.00	257,625.00	257,625.00	257,625.00	257,625.00	257,625.00	257,625.00	257,625.00	294,522.92	5,189,397.92
Apr 15, Interest 2018											8,726.25
May 15, Interest 2020											58,273.75
June 15, Interest NDEQ											56,609.38
June 15, Principal NDEQ											1,123,294.09
June 15, Principal NDEE	257,625.00	257,625.00	257,625.00	257,625.00	257,625.00	257,625.00	257,625.00	257,625.00	257,625.00		4,894,875.00
Total Principal	615,250.00	515,250.00	515,250.00	515,250.00	515,250.00	515,250.00	515,250.00	515,250.00	515,250.00	294,522.92	14,170,696.23
Total Interest	1,200.00	0.00	0.00	0.00	0.00	0.00	0.00	0.00	0.00	0.00	273,229.38
Total Debt Requirement	616,450.00	515,250.00	515,250.00	515,250.00	515,250.00	515,250.00	515,250.00	515,250.00	515,250.00	294,522.92	14,443,925.61
Debt Service Revenues:											
Debt service reserve	0.00	0.00	0.00	0.00	0.00	0.00	0.00	0.00	0.00	0.00	0.00
Debt service reserve	0.00	0.00	0.00	0.00	0.00	0.00	0.00	0.00	0.00	0.00	0.00
Water Department	101,200.00	0.00	0.00	0.00	0.00	0.00	0.00	0.00	0.00	0.00	1,156,951.25
Electric Department	0.00	0.00	0.00	0.00	0.00	0.00	0.00	0.00	0.00	0.00	711,818.75
Sewer Department	515,250.00	515,250.00	515,250.00	515,250.00	515,250.00	515,250.00	515,250.00	515,250.00	515,250.00	294,522.92	12,575,155.61
Total Funds Available	616,450.00	515,250.00	515,250.00	515,250.00	515,250.00	515,250.00	515,250.00	515,250.00	515,250.00	294,522.92	14,443,925.61
Debt Requirement	616,450.00	515,250.00	515,250.00	515,250.00	515,250.00	515,250.00	515,250.00	515,250.00	515,250.00	294,522.92	14,443,925.61
Bond Issues:											
\$4,600,833 Combined Utilities Revenue Bond, NDEQ Series 2013; dated April 29, 2013; due June 15 & December 15, 2014/2033; interest .50% plus .50% admin fee.											
\$1,850,000 Revenue & Refunding Bonds, Series 2018; dated September 28, 2018; due April & October 15, 2019/2026; 1.85%-2.90%; callable October 15, 2023.											
\$1,370,000 Combined Utilities Revenue Bond, Series 2020; dated Feb 5, 2020; due May 15 & Nov 15 2020/2035; interest 1.30-2.40%; callable Feb 2025.											
\$10,305,000 NDEE Series 2021, dated March 26, 2021; due June 15 & December 15, 2022/2041; no interest											